

4

3

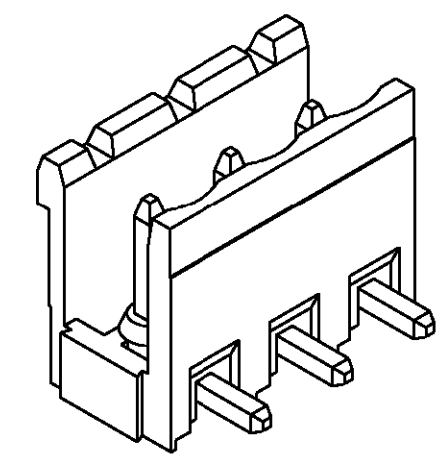
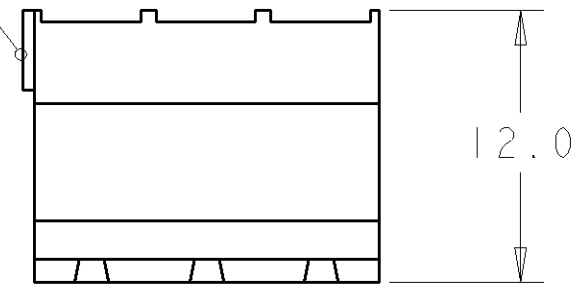
2

1

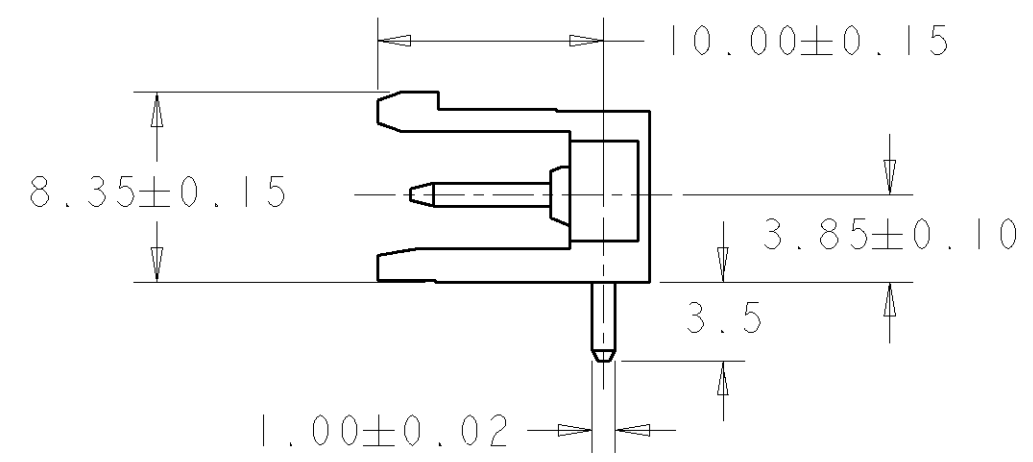
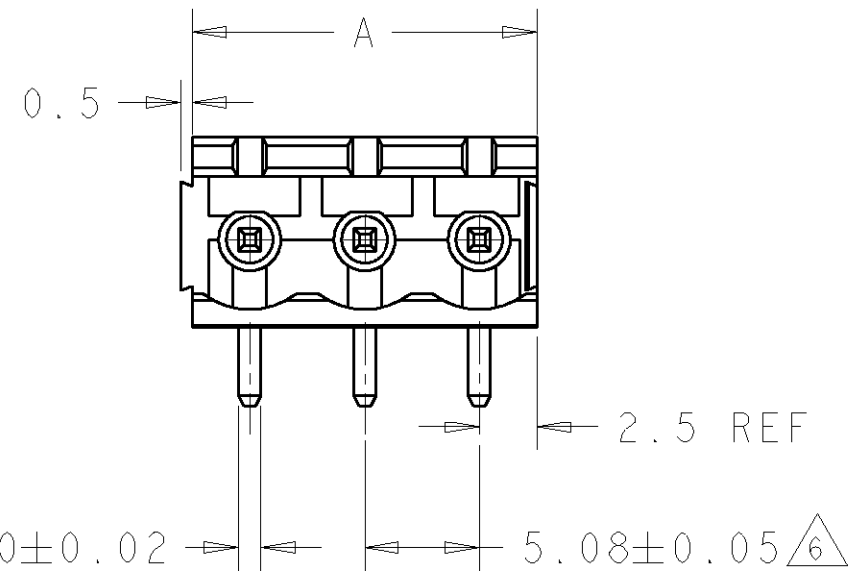
THIS DRAWING IS UNPUBLISHED. RELEASED FOR PUBLICATION 20  
 © COPYRIGHT 20 BY TYCO ELECTRONICS CORPORATION. ALL RIGHTS RESERVED.

LOC	DIST	REVISIONS			
P	LTR	DESCRIPTION	DATE	DWN	APVD
FT	0	C	REVISED PER 0G3B-0326-01	24JUL2001	EZ DB

INTERLOCKING FEATURE



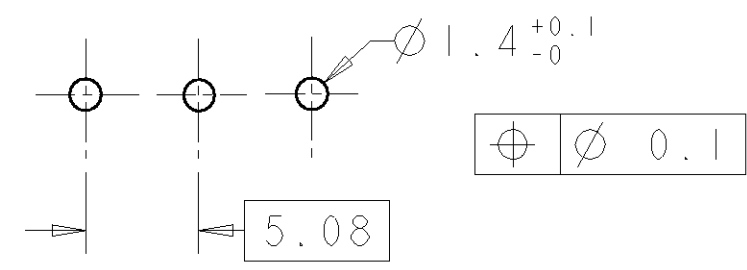
- 3 AS SHOWN



- △1 MATERIALS AND FINISH  
HOUSING: PA 6-6, UL 94-V0, COLOR GREEN.  
TERMINAL: PHOSPHOR BRONZE, TIN PLATED.
- 2 SUITABLE FOR 1,6-2,4mm PC BOARD THICKNESS.
- 3 END-TO-END STACKABLE W/INTERLOCK WITHOUT LOSS OF CENTERLINE SPACING.
- 4 RECOGNIZED UNDER THE COMPONENT PROGRAM OF UNDERWRITERS LABORATORIES INC. FILE N° E60677.
- 5 IMO CERTIFICATE WITH SURVEILLANCE IN CONFORMITY WITH IEC 998-1/998-2-1.
- △6 NOT CUMULATIVE TOLERANCE.

DIM. A	N° OF POS.	PART NUMBER
20.32	4	282814-4
15.24	3	282814-3
10.16	2	282814-2

RECOMMENDED PC BOARD LAYOUT  
(DIMA DI FORATURA CONSIGLIATA)



<small>THIS DRAWING IS A CONTROLLED DOCUMENT FOR TYCO ELECTRONICS CORPORATION IT IS SUBJECT TO CHANGE AND THE CONTROLLING ENGINEERING ORGANIZATION SHOULD BE CONTACTED FOR THE LATEST REVISION.</small>		DWN 24JUL2001 E. ZANOLINI CHK 24JUL2001 D. BIEVENOUR APVD 24JUL2001 D. BIEVENOUR		<b>BUCHANAN</b> Tyco Electronics Harrisburg, PA 17105-3608	
DIMENSIONS: mm		TOLERANCES UNLESS OTHERWISE SPECIFIED: 0 PLC ±- 1 PLC ±.2 2 PLC ±.25 3 PLC ±- 4 PLC ±- ANGLES ±2		NAME <b>TERMINAL BLOCK HEADER ASSEMBLY 90° STACKING WITH INTERLOCK 5.08mm PITCH</b>	
MATERIAL -		FINISH -		PRODUCT SPEC 108-20166 APPLICATION SPEC 114-20079 WEIGHT -	
CUSTOMER DRAWING				SIZE A3 CAGE CODE 00779 DRAWING NO C=282814 RESTRICTED TO -	
SCALE 3:1				SHEET 1 OF 1 REV C	