


PCB terminal block - ZFKDS 1,5-5,08 - 1706701

Please be informed that the data shown in this PDF Document is generated from our Online Catalog. Please find the complete data in the user's documentation. Our General Terms of Use for Downloads are valid (<http://phoenixcontact.com/download>)

PCB terminal block, Nominal current: 16 A, Nom. voltage: 400 V, Pitch: 5.08 mm, Number of positions: 1, Connection method: Spring-cage connection, Mounting: Wave soldering, Conductor/PCB connection direction: 45 °, Color: green, The article can be aligned to create different nos. of positions!




The illustration shows an 10-position version

Why buy this product

- Defined contact force ensures that contact remains stable over the long term
- Clamping space opened by means of fixed screwdriver enables convenient conductor connection
- Angled connection enables multi-row arrangement on the PCB
- The latch on the side enables various numbers of positions to be combined
- Two solder pins reduce the mechanical strain on the soldering spots



Key Commercial Data

| | |
|--------------------------------------|---|
| Packing unit | 250 pc |
| Minimum order quantity | 250 pc |
| GTIN |  4 017918 144739 |
| Weight per Piece (excluding packing) | 1.07 g |
| Custom tariff number | 85369010 |
| Country of origin | Germany |

Technical data

Dimensions

| | |
|--------------------------|------------|
| Length | 16.9 mm |
| Pitch | 5.08 mm |
| Constructional height | 15 mm |
| Length of the solder pin | 3.5 mm |
| Pin dimensions | 0,7 x 1 mm |
| Hole diameter | 1.3 mm |

General

| | |
|-------------------|--------------|
| Range of articles | ZFKDS(A) 1,5 |
|-------------------|--------------|

PCB terminal block - ZFKDS 1,5-5,08 - 1706701

Technical data

General

| | |
|--|---|
| Insulating material group | I |
| Rated surge voltage (III/3) | 4 kV |
| Rated surge voltage (III/2) | 4 kV |
| Rated surge voltage (II/2) | 4 kV |
| Rated voltage (III/3) | 250 V |
| Rated voltage (III/2) | 400 V |
| Rated voltage (II/2) | 630 V |
| Connection in acc. with standard | EN-VDE |
| Nominal current I _N | 16 A |
| Nominal cross section | 1.5 mm ² |
| Maximum load current | 16 A (with a 2.5 mm ² conductor cross section) |
| Insulating material | PA |
| Solder pin surface | Sn |
| Flammability rating according to UL 94 | V0 |
| Stripping length | 7.5 mm |
| Number of positions | 1 |

Connection data

| | |
|--|----------------------|
| Conductor cross section solid min. | 0.2 mm ² |
| Conductor cross section solid max. | 2.5 mm ² |
| Conductor cross section flexible min. | 0.2 mm ² |
| Conductor cross section flexible max. | 1.5 mm ² |
| Conductor cross section flexible, with ferrule without plastic sleeve min. | 0.25 mm ² |
| Conductor cross section flexible, with ferrule without plastic sleeve max. | 1.5 mm ² |
| Conductor cross section flexible, with ferrule with plastic sleeve min. | 0.25 mm ² |
| Conductor cross section flexible, with ferrule with plastic sleeve max. | 1.5 mm ² |
| Conductor cross section AWG min. | 24 |
| Conductor cross section AWG max. | 14 |

Standards and Regulations

| | |
|--|--------|
| Connection in acc. with standard | EN-VDE |
| | CSA |
| Flammability rating according to UL 94 | V0 |

Classifications

eCl@ss

| | |
|------------|----------|
| eCl@ss 4.0 | 27141109 |
| eCl@ss 4.1 | 27141109 |
| eCl@ss 5.0 | 27141190 |
| eCl@ss 5.1 | 27141190 |
| eCl@ss 6.0 | 27261101 |

PCB terminal block - ZFKDS 1,5-5,08 - 1706701

Classifications

eCl@ss

| | |
|------------|----------|
| eCl@ss 7.0 | 27440401 |
| eCl@ss 8.0 | 27440401 |

ETIM

| | |
|----------|----------|
| ETIM 3.0 | EC001121 |
| ETIM 4.0 | EC002643 |
| ETIM 5.0 | EC002643 |

UNSPSC

| | |
|---------------|----------|
| UNSPSC 6.01 | 30211801 |
| UNSPSC 7.0901 | 39121432 |
| UNSPSC 11 | 39121432 |
| UNSPSC 12.01 | 39121432 |
| UNSPSC 13.2 | 39121432 |

Approvals

Approvals


Approvals

CSA / UL Recognized / KEMA-KEUR / cUL Recognized / CCA / CCA / IECCE CB Scheme / EAC / cULus Recognized

Ex Approvals


Approvals submitted


Approval details


| | | | |
|---|--------------------------------|-------|-------|
| CSA  | B | D | |
| | mm ² /AWG/kcmil | 28-12 | 28-12 |
| | Nominal current I _N | 10 A | 10 A |
| | Nominal voltage U _N | 300 V | 300 V |
| | | | |

PCB terminal block - ZFKDS 1,5-5,08 - 1706701

Approvals


| | | |
|---|-------|-------|
| UL Recognized  | | |
| | B | D |
| mm ² /AWG/kcmil | 26-12 | 26-12 |
| Nominal current I _N | 10 A | 10 A |
| Nominal voltage U _N | 250 V | 300 V |

| | |
|---|-------|
| KEMA-KEUR  | |
| mm ² /AWG/kcmil | 1.5 |
| Nominal voltage U _N | 250 V |

| | | |
|--|-------|-------|
| cUL Recognized  | | |
| | B | D |
| mm ² /AWG/kcmil | 26-12 | 26-12 |
| Nominal current I _N | 10 A | 10 A |
| Nominal voltage U _N | 250 V | 300 V |

| | |
|--------------------------------|-------|
| CCA | |
| mm ² /AWG/kcmil | 1.5 |
| Nominal voltage U _N | 250 V |


| | |
|--------------------------------|-------|
| CCA | |
| mm ² /AWG/kcmil | 1.5 |
| Nominal voltage U _N | 250 V |

| | |
|---|-------|
| IECEE CB Scheme  | |
| mm ² /AWG/kcmil | 1.5 |
| Nominal voltage U _N | 250 V |

| |
|-----|
| EAC |
|-----|

PCB terminal block - ZFKDS 1,5-5,08 - 1706701

Approvals

cULus Recognized 

Accessories

Accessories

Labeled terminal marker

Marker card - SK 5,08/3,8:FORTL.ZAHLEN - 0804293



Marker card, Card, white, labeled, Horizontal: Consecutive numbers 1 - 10, 11 - 20, etc. up to 91 - (99)100, Mounting type: Adhesive, for terminal block width: 5.08 mm, Lettering field: 5.08 x 3.8 mm

Pitch spacer

Pitch spacer - RZ-ZFKDS 1,5 - 1870666



Pitch spacer, increases the pitch by 2.5 mm, interlocks with terminal block of the same shape

Screwdriver tools

Screwdriver - SZF 1-0,6X3,5 - 1204517



Actuation tool, for ST terminal blocks, also suitable for use as a bladed screwdriver, size: 0.6 x 3.5 x 100 mm, 2-component grip, with non-slip grip

Necessary add-on products

PCB terminal block - ZFKDSA 1,5-7,62 - 1706727

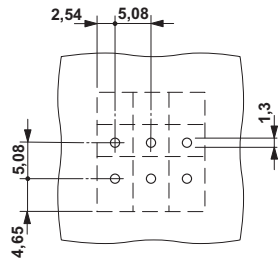


PCB terminal block, Nominal current: 16 A, Nom. voltage: 320 V, Pitch: 7.62 mm, Number of positions: 1, Connection method: Spring-cage connection, Mounting: Wave soldering, Conductor/PCB connection direction: 45 °, Color: green

PCB terminal block - ZFKDS 1,5-5,08 - 1706701

Drawings

Drilling diagram



Dimensional drawing

