

PCB terminal block base - GMKDSP 3/ 3 - 1732034

Please be informed that the data shown in this PDF Document is generated from our Online Catalog. Please find the complete data in the user's documentation. Our General Terms of Use for Downloads are valid (<http://phoenixcontact.com/download>)



PCB terminal block, Nominal current: 24 A, Nom. voltage: 630 V, Pitch: 7.5 mm, Number of positions: 3, Connection method: Screw connection with tension sleeve, Mounting: Wave soldering, Conductor/PCB connection direction: 0 °, Color: green, The article can be aligned to create different nos. of positions!


The illustration shows a 2-position version

Why buy this product

- ✓ Single-row PCB terminal blocks for 630 V applications with 7.62 mm pitch
- ✓ Can be consistently connected in series with the corresponding standard models of the MKDS 3 range



Key Commercial Data

Packing unit	50 pc
Minimum order quantity	50 pc
GTIN	 4 017918 026431
Weight per Piece (excluding packing)	6.63 g
Custom tariff number	85369010
Country of origin	Germany

Technical data

Dimensions

Length	12.8 mm
Pitch	7.50 mm
Dimension a	15 mm
Constructional height	18 mm
Length of the solder pin	5 mm
Pin dimensions	0,9 x 0,9 mm
Hole diameter	1.3 mm

General

Range of articles	GMKDSP 3
Insulating material group	I
Rated surge voltage (III/3)	6 kV

PCB terminal block base - GMKDSP 3/ 3 - 1732034

Technical data

General

Rated surge voltage (III/2)	6 kV
Rated surge voltage (II/2)	6 kV
Rated voltage (III/3)	500 V
Rated voltage (III/2)	630 V
Rated voltage (II/2)	1000 V
Connection in acc. with standard	EN-VDE
Nominal current I _N	24 A
Nominal cross section	2.5 mm ²
Maximum load current	30 A (with 4 mm ² conductor cross section)
Insulating material	PA
Solder pin surface	Sn
Flammability rating according to UL 94	V2
Internal cylindrical gage	A3
Stripping length	7 mm
Number of positions	3
Screw thread	M3
Tightening torque, min	0.5 Nm
Tightening torque max	0.6 Nm

Connection data

Conductor cross section solid min.	0.2 mm ²
Conductor cross section solid max.	4 mm ²
Conductor cross section flexible min.	0.2 mm ²
Conductor cross section flexible max.	2.5 mm ²
Conductor cross section flexible, with ferrule without plastic sleeve min.	0.25 mm ²
Conductor cross section flexible, with ferrule without plastic sleeve max.	2.5 mm ²
Conductor cross section flexible, with ferrule with plastic sleeve min.	0.25 mm ²
Conductor cross section flexible, with ferrule with plastic sleeve max.	2.5 mm ²
Conductor cross section AWG min.	24
Conductor cross section AWG max.	12
2 conductors with same cross section, solid min.	0.2 mm ²
2 conductors with same cross section, solid max.	1.5 mm ²
2 conductors with same cross section, stranded min.	0.2 mm ²
2 conductors with same cross section, stranded max.	1.5 mm ²
2 conductors with same cross section, stranded, ferrules without plastic sleeve, min.	0.25 mm ²
2 conductors with same cross section, stranded, ferrules without plastic sleeve, max.	0.75 mm ²
2 conductors with same cross section, stranded, TWIN ferrules with plastic sleeve, min.	0.5 mm ²
2 conductors with same cross section, stranded, TWIN ferrules with plastic sleeve, max.	1.5 mm ²

PCB terminal block base - GMKDSP 3/ 3 - 1732034

Technical data

Standards and Regulations

Connection in acc. with standard	EN-VDE
	CUL
Flammability rating according to UL 94	V2

Classifications

eCl@ss

eCl@ss 4.0	27141109
eCl@ss 4.1	27141109
eCl@ss 5.0	27141190
eCl@ss 5.1	27141190
eCl@ss 6.0	27261101
eCl@ss 7.0	27440401
eCl@ss 8.0	27440401

ETIM

ETIM 3.0	EC001121
ETIM 4.0	EC002643
ETIM 5.0	EC002643

UNSPSC

UNSPSC 6.01	30211801
UNSPSC 7.0901	39121432
UNSPSC 11	39121432
UNSPSC 12.01	39121432
UNSPSC 13.2	39121432

Approvals

Approvals

Approvals

UL Recognized / SEV / cUL Recognized / CCA / IECCEB Scheme / SEV / EAC / cULus Recognized


Ex Approvals

Approvals submitted


Approval details

PCB terminal block base - GMKDSP 3/ 3 - 1732034


Approvals

UL Recognized 		
	B	D
mm ² /AWG/kcmil	30-12	30-12
Nominal current I _N	15 A	10 A
Nominal voltage U _N	250 V	300 V

SEV	
mm ² /AWG/kcmil	4.0
Nominal current I _N	30 A
Nominal voltage U _N	400 V

cUL Recognized 		
	B	D
mm ² /AWG/kcmil	30-12	30-12
Nominal current I _N	15 A	10 A
Nominal voltage U _N	250 V	300 V

CCA

IECEE CB Scheme 	
---	--

SEV	
mm ² /AWG/kcmil	4
Nominal voltage U _N	400 V

EAC

cULus Recognized 	
--	--

Accessories

Accessories

PCB terminal block base - GMKDSP 3/ 3 - 1732034

Accessories

Cover

Cover - EA-MKDS - 1711408



Single cover, to cover individual terminal positions, snap-fitting, color: orange, transparent

Insulating sleeve

Insulating sleeve - MPS-IH RD - 0201676



Insulating sleeve, Color: red

Insulating sleeve - MPS-IH BU - 0201689



Insulating sleeve, Color: blue

Insulating sleeve - MPS-IH BK - 0201731



Insulating sleeve, Color: black

Labeled terminal marker

Marker card - SK 7,5/5:FORTL.ZAHLEN - 0804468



Marker card, Card, white, labeled, Horizontal: Consecutive numbers 1 - 10, 11 - 20, etc. up to 91 - 100, Mounting type: Adhesive, for terminal block width: 7.5 mm, Lettering field: 7.5 x 5 mm

Screwdriver tools

PCB terminal block base - GMKDSP 3/ 3 - 1732034

Accessories

Screwdriver - SZS 0,6X3,5 - 1205053



Actuation tool, for ST terminal blocks, insulated, also suitable for use as a bladed screwdriver, size: 0.6 x 3.5 x 100 mm, 2-component grip, with non-slip grip

Terminal marking

Marker card - SK U/5,0 WH:UNBEDRUCKT - 0803922



Marker card, Sheet, white, unlabeled, can be labeled with: Plotter, Office printing systems, Mounting type: Adhesive, Lettering field: 186 x 5 mm

Test plug terminal block

Reducing plug - RPS - 0201647



Reducing plug, Color: gray

Test plugs - MPS-MT - 0201744

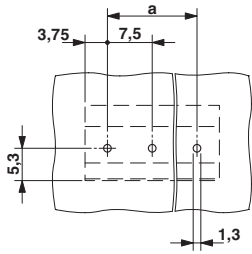


Test plugs, Color: silver

Drawings

PCB terminal block base - GMKDSP 3/ 3 - 1732034

Drilling diagram



Dimensional drawing

