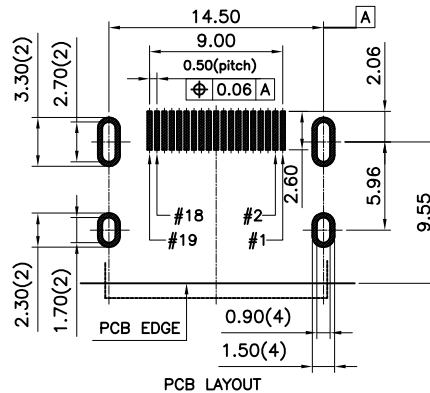
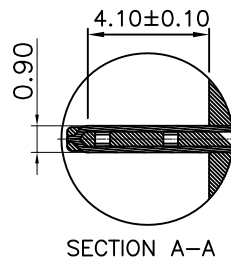
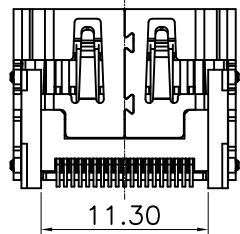
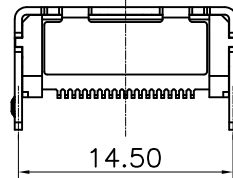
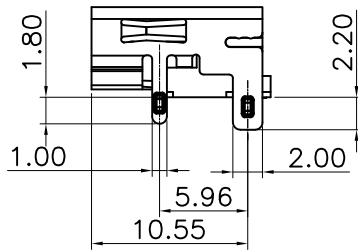
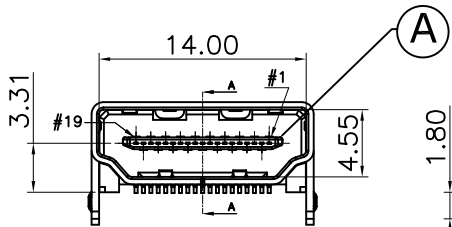
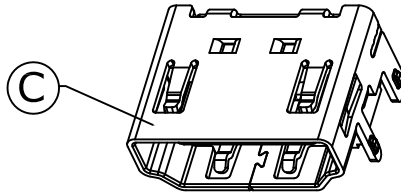
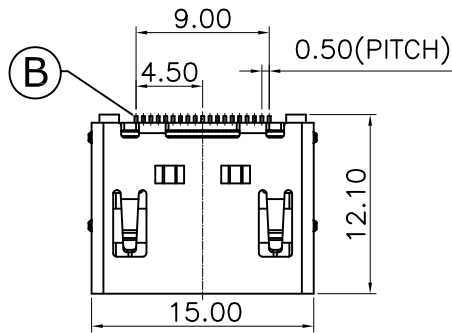


1	2	3	4	5	6	7	8	9	10
SWITCH CIRCUIT			MATERIAL AND FINISH AS BELOW						
WHEN CARD IS EJECTED		WHEN CARD IS INSERTED	A	Housing	LCP UL94V-0 Black		E		
			B	Contact	Phosphor Bronze C5210,Contact Area: 15u" Gold		F		
			C	Shell	Brass C2680, Nickel Plated		G		
			D				H		



### SPECIFICATION:

#### 1. ELECTRICAL

- 1.1 Current Rating: 0.5A per pin
- 1.2 Voltage Rating: 40V AC
- 1.3 Contact Resistance: 60mΩ
- 1.4 Insulation Resistance: 100MΩ
- 1.5 Dielectric Withstanding Voltage: 500VAC

#### 2. MECHANICAL

- 2.1 Durability: 10000 Cycle
- 2.2 Insertion Force: 44.1N max.
- 2.3 Extraction Force: 9.8~39.2N.

#### 3. ENVIRONMENTAL

- 3.1 Operating temperature range: -40°C~+85°C
- 3.2 Storage temperature range: -40°C~+85°C

#### 4. SOLDER ABILITY

- 4.1 Recommended IR Reflow Temperature: 260°C
- 4.2 Recommended PCB Thickness: 1.0mm

P1	P2	P3	P4	P5	P6	P7	P8	P9	P10	P11	P12
----	----	----	----	----	----	----	----	----	-----	-----	-----

#### PIN ASSIGNMENT

206A-SEAN-R03	HDMI Connector, Solder Tail:SMD Type, Shell:DIP Type Contact Area: 15u" Gold Plated
---------------	----------------------------------------------------------------------------------------

PRODUCT NO.	DESCRIPTION
-------------	-------------

UNLESS OTHERWISE SPECIFIED TOLERANCE

ANGLES	ANG.	±5°
LINEAR	0.	±0.3
	0.0	±0.25
	0.00	±0.20

SCALE	AS SHOWN	UNIT: mm
-------	----------	----------

DRAWN	Willis	2013/05/29
-------	--------	------------

CHECKED	Angel	2013/05/29
---------	-------	------------

APPROVED	Ken	2013/05/29
----------	-----	------------



www.attend.com.tw

DRAWN NAME:  
HDMI Connector  
Solder Tail:SMD Type, Shell:DIP Type

PRODUCT NO. 206A-SEAN-R03

FILE NAME 206A-SEAN-R03\_B\_1

REV.	DESCRIPTION	DATE	REV.	DESCRIPTION	DATE	SIZE A4	REV. 1.0
1			4				
2			5				
3			6				

- △ Revise:
- △ Revise:
- △ Revise: