

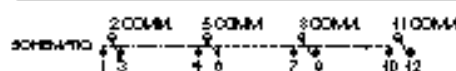
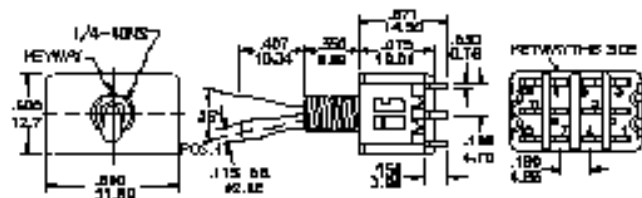


Miniature Toggle Switches

4PDT TYPE 4101T1B1M1QE

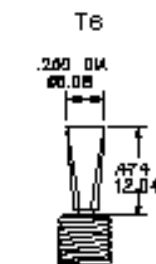
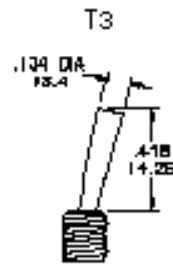
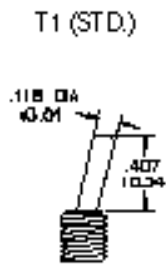
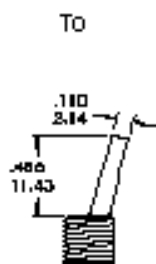


FUNCTION	SWITCH POSITION		
	ON	NONE	ON
1	ON	NONE	ON
2	ON	OFF	ON
3	ON	OFF	(ON)
4	(ON)	OFF	(ON)
5	ON	NONE	(ON)
TERM. CONN.	235-6 9911+2	OPEN	215-4 9711+0
6	ON	ON	ON
7	ON	ON	(ON)
8	(ON)	ON	(ON)
TERM. CONN.	235-6 9911+2	235-4 9911+0	215-4 9711+0

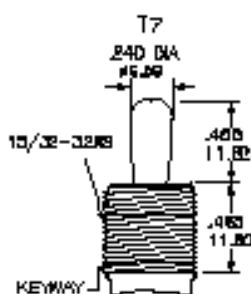


* FOR WIRING DIAGRAM SEE PAGE 1

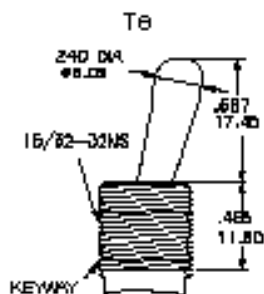
ACTUATOR OPTIONS



(WITH BUSHING OPTIONS B1, B2 AND B6 ONLY)



FOR T7 AND T8 BUSHING OPTION CODE NOT REQUIRED. ALL OTHER ACTUATOR LENGTHS SHOWN WITH BUSHING B-1

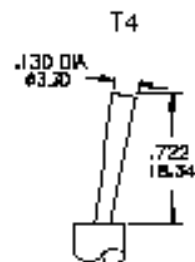
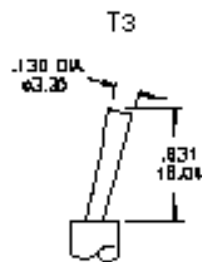
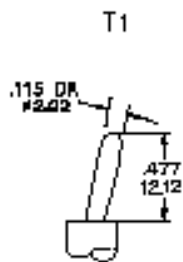


ACTUATOR COLORS

NO.	COLOR
1	WHITE
2	BLACK (STD)
3	RED

For other colors please consult factory

ACTUATOR OPTIONS (FOR P.C. MOUNTING M6 & M7)



ACTUATOR LENGTHS SHOWN WITH BUSHING B4