

2000 Slide Switches - Snap-in & 2 hole fixing 10A 250Vac



- ▶ 2 way 'voltage selector'
- ▶ Ratings up to 10A, 250V ac
- ▶ Snap in and flange mounting
- ▶ PCB & solder terminals
- ▶ 2 and 3 position
- ▶ Choice of circuits
- ▶ Choice of actuators



10 A 250Vac T85
6(3)A 250Vac T85



UL CSA 16A 250Vac Non Inductive
UL CSA 4A 300Vac
UL65°C, file no. E45221, CSA file no. LR10990



RoHS compliant

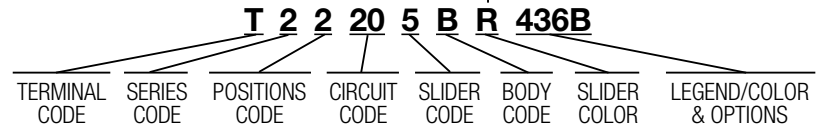
μ contact gap

Please specify: Standard action (SP116) or light action (SP118).
2000 series lubrication is inorganic and does not degrade plastics.

Technical data on pages 4 & 5.

115/230 is preferred legend

B BLACK
W WHITE
R RED



ORDER FORMAT

▶ TERMINAL	▶ SERIES	▶ POS'N	▶ CIRCUIT <small>Viewed from back</small>	▶ SLIDER																
<p>K</p> <p>2.8 x 0.8</p>		2 Switching positions	10	0	6	C	L	S												
			20	2	7	D	M	T												
			30	3	8	E	N													
			40	4	9	H	P													
<p>R</p> <p>2.8 x 0.8</p>			10	5	A	K	R													
			20	2	3	E														
			30	3	4															
			40	4																
<p>T</p> <p>Solder</p>		3 Switching positions	10																	
			20																	
			30																	
			40																	
<p>X</p> <p>PCB 0.8 Sq. For mounting stability switches have extra "support" terminals</p> <p>* Nominal - Dimension varies with body type. For exact figure call factory</p>			10																	
			20																	
			30																	
			40																	



T22208E



T22308E



T2230MF



T22205B



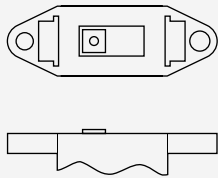
T22305B



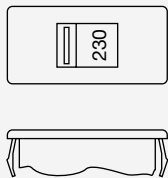
T23204B

BODY

B With fixing holes

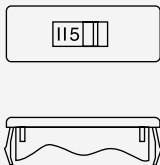


E Snap-in



Cut-outs must be punched in the direction of insertion

F Snap-in (single pole ON OFF only)



Cut-outs must be punched in the direction of insertion

OPTIONS

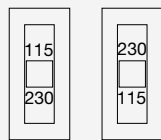
Color

For custom slider colors call the factory. A full range is available for large orders

Standard body color is black

Legend printing

2 Frequently requested legends are shown



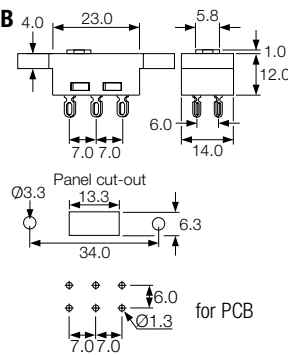
436() **437()**

() is legend color
(B) - Black
(W) - White
(R) - Red

Please call the factory for custom legends

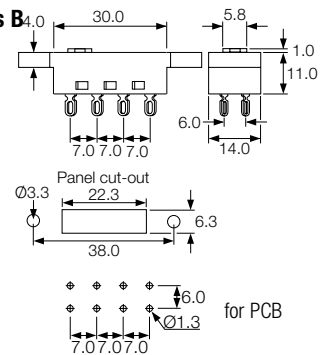
DIMENSIONS (mm)

2 Pos B

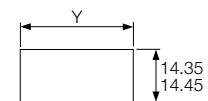
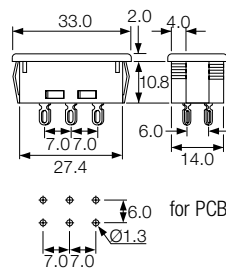


Cut-out / PCB Matrix

3 Pos B

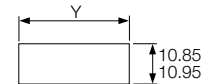
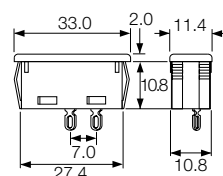


2 Pos E



Panel thickness	Dim. Y
0.8-1.2	29.75/29.85
1.63	30.15/30.25
2.0	30.35/30.45
2.5	30.55/30.65

2 Pos F



Panel thickness	Dim. Y
0.8-1.2	29.75/29.85
1.63	30.15/30.25
2.0	30.35/30.45
2.5	30.55/30.65

for PCB, call factory for details