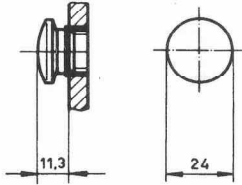
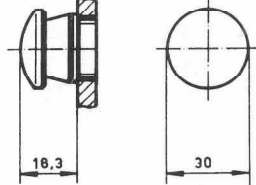


Round concealed bezel style IP40



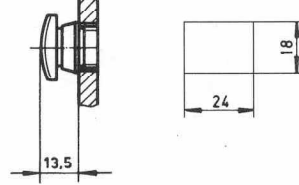
	Contact block 1NO+1 NC	Bezel black
Momentary Switch	none	404004
	1	404104
	2	404204
	3	404304
	4	404404
Latching Switch	none	414004
	1	414104
	2	414204
	3	414304
	4	414404

Sealed round aluminium bezel style IP65



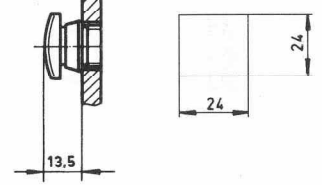

	Contact block 1NO+1 NC	Bezel black
Momentary Switch	none	404019
	1	404119
	2	404219
	3	404319
	4	404419
Latching Switch	none	414019
	1	414119
	2	414219
	3	414319
	4	414419

Rectangular tapered bezel style IP40



	Contact block 1NO+1 NC	Bezel black
Momentary Switch	none	400004
	1	400104
	2	400204
	3	400304
	4	400404
Latching Switch	none	410004
	1	410104
	2	410204
	3	410304
	4	410404

Square tapered bezel style IP40



	Contact block 1NO+1 NC	Bezel black
Momentary Switch	none	402004
	1	402104
	2	402204
	3	402304
	4	402404
Latching Switch	none	412004
	1	412104
	2	412204
	3	412304
	4	412404

Mushroom caps Ø24

white	464006
yellow	464106
green	464206
blue	464306
red	464406
black	464506

Mushroom caps Ø30

white	464007
yellow	464107
green	464207
blue	464307
red	464407
black	464507

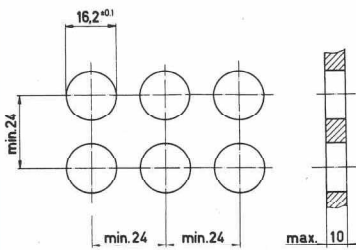
Mushroom caps 18 x 24

white	460004
yellow	460104
green	460204
blue	460304
red	460404
black	460504

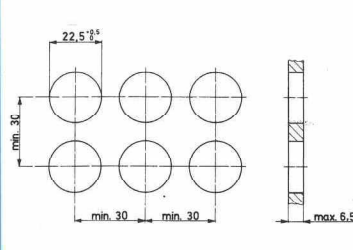
Mushroom caps 24 x 24

white	462005
yellow	462105
green	462205
blue	462305
red	462405
black	462505

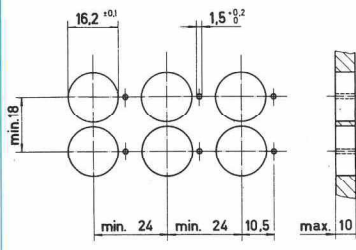
PANEL CUT-OUTS Ø24



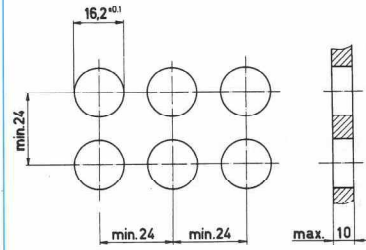
PANEL CUT-OUTS Ø30 SEALED



PANEL CUT-OUTS 18 X 24



PANEL CUT-OUTS 24 X 24



COMMON INFORMATION

Latching mushroom switches are un-latched by pulling the mushroom caps. (Larger spacing between switches is required.)
The mushroom push button caps are factory fitted and are not available as separate components.
The bezel Ø30 is made of anodized aluminium and is sealed to IP65 splash proof and oil tight.

WIRING DIAGRAM



250V AC/5A (cos φ 0.7)

Dimensional Data for behind panel

Length = L (mm)	Ø24	Ø30
	18 x 24	
	24 x 24	

Pole 1	44.5	43.5
Pole 2	53	52
Pole 3	61.5	60.5
Pole 4	70	69

