



# DS Series Interlock Pushbutton Switches

**NEW!**

Pushbutton  
A

## Features/Benefits

- Snap-in mounting
- Reliable snap action mechanism
- Latch or momentary
- RoHS compliant
- Halogen free material

## Typical Applications

- Interlock switch
- Detection switch
- Circuit interrupt



ENEC UL 61058-1



UL file # E247379

## Specifications

FUNCTION: Single pole double throw / Double pole double throw  
 MOUNTING TYPE: Snap in style

## Electrical

ELECTRICAL LIFE: see ratings chart below  
 DIELECTRIC STRENGTH: 1500 V (50-60 Hz @ sea level)  
 INSULATION RESISTANCE: 100 M  $\Omega$  min.  
 INITIAL CONTACT RESISTANCE: 30 milli-ohms

## Materials

HOUSING, COVER, ACTUATOR, KNOB: PA 66/6 halogen free, color white  
 NO & NC FIXED TERMINALS: Copper alloy  
 COMMON TERMINALS: Copper alloy, silver plate  
 CONTACTS: Silver alloy / F5 rating gold plated over silver alloy  
 RETURN SPRINGS: Stainless steel

## Operating Environment

OPERATING TEMPERATURE: -40°C to +85°C

**NOTE:** Specifications and materials listed above are for switches with standard options.  
 For information on specific and custom switches, please contact Customer Service.

## Build-A-Switch

To order, simply select desired option from each category and place in the appropriate box.



### Designation

**DS** DS Series

### Number of Poles

- 1** SPDT
- 2** DPDT

### Rating

- F5** 0.1 (0.05)A @ 125/250 V AC 50/60 Hz 50E3  
0.1A G.P. @ 125/250 V AC 50/60 Hz 10E3
- D6** 10 (4)A @ 125/250 V AC 50/60 Hz 50E3  
10A G.P. @ 125 / 250 V AC 1/3HP @ 125/250 V AC  
50/60 Hz 10E3

### International Rating Symbols

10E3	Cycles 10,000
50E3	Cycles 50,000
10(4)	Current rating: First number represents resistive rating. Second number represents inductive (motor) rating
GP	General purpose rating UL1054

### Extended Electrical Life

**U** 100,000 cycles  
 contact Customer Service  
 available in F5 rating only

### Terminals

- Q1** 4.8 x 0.5
- Q2** 4.8 x 0.8
- Q3** 6.3 x 0.8

### Actuator Style

- A** Momentary, Short button
- B** Momentary, Long button
- C** Momentary/Pulled out button



Dimensions are shown: mm  
 Specifications and dimensions subject to change

**NEW!**

# DS Series Interlock Pushbutton Switches

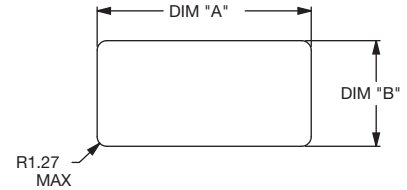
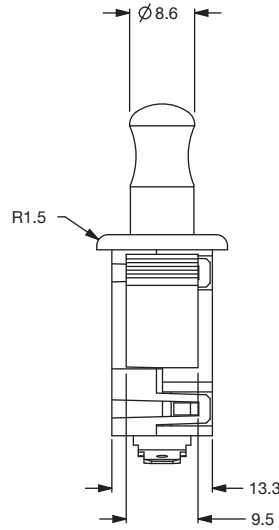
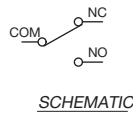
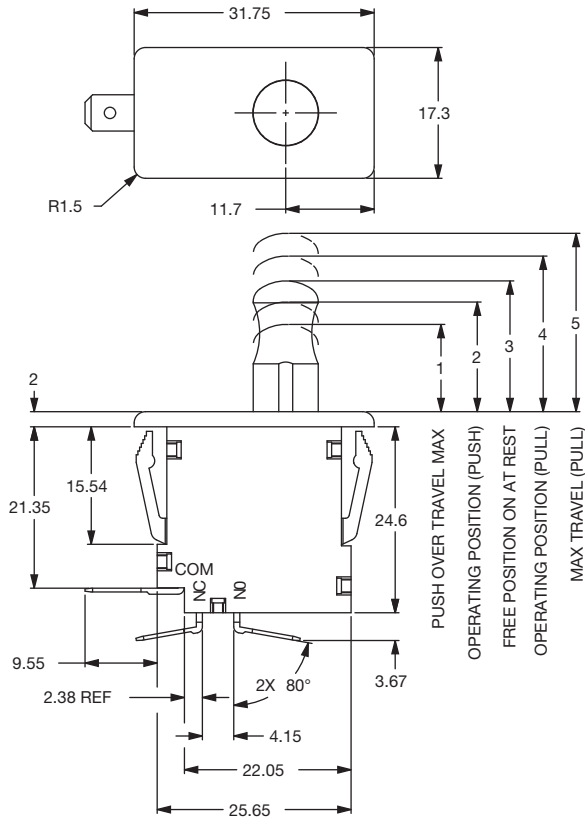


**A**

Pushbutton

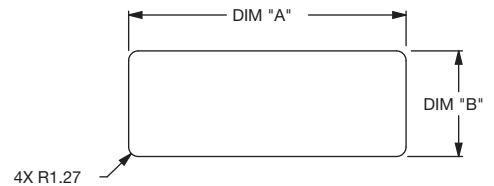
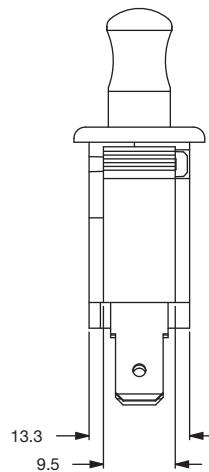
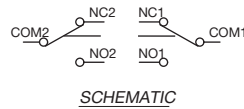
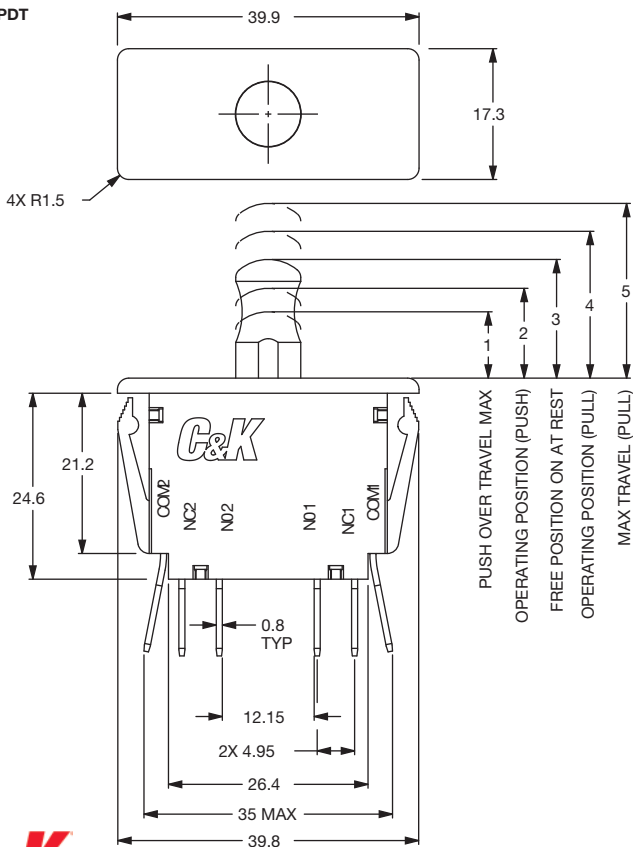
## NUMBER OF POLES

### 1 SPDT



PANEL MOUNTING		
PANEL THICKNESS	DIM "A" mm	DIM "B" mm
1.14	28.32	13.97
2.54	28.58	13.97

### 2 DPDT



PANEL MOUNTING		
PANEL THICKNESS	DIM "A" mm	DIM "B" mm
1.14	36.70	13.97
2.54	36.96	13.97



Dimensions are shown: mm  
Specifications and dimensions subject to change



# DS Series Interlock Pushbutton Switches

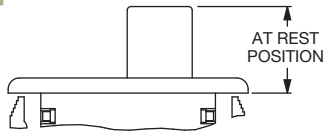
**NEW!**

## ACTUATOR STYLE / SPECIFICATIONS

Pushbutton

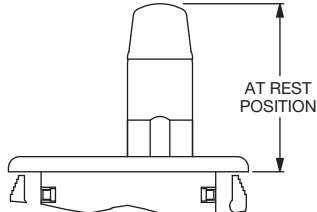
A

**A** SHORT BUTTON



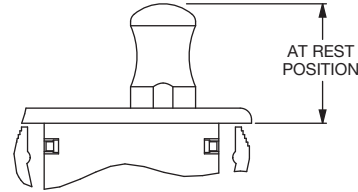
SHORT BUTTON

**B** LONG BUTTON

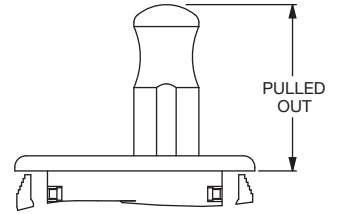


LONG BUTTON

**C** MOMENTARY/PULLED OUT



FREE POSITION

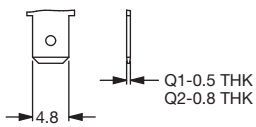


PULLED OUT POSITION

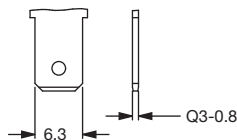
BUTTON STYLE	1 PUSH OVER TRAVEL MAX.	2 OPERATING POSITION	3 FREE POSITION AT REST	4 OPERATING POSITION PULL	5 OVER TRAVEL POSITION PULL MAX	OPERATING FORCE	
A	3.20	8.90 ± 1.25	11.45 ± 0.75	NA	NA	425 gf	
B	10.15	19.55 ± 1.25	22.25 ± 0.75	NA	NA	425 gf	
C	13.20	16.75 ± 1.25	19.30 ± 0.75	21.60 ± 1.25	24.90	PUSH 385gf	PULL 475gf

## TERMINALS

**Q1** 4.8 x 0.5  
**Q2** 4.8 x 0.8



**Q3** 6.3 x 0.8



Dimensions are shown: mm  
Specifications and dimensions subject to change