

DRG. No. C.34996.		SWITCH. F4T7YCGP-UL.	
SHEET 1 OF 1 SHEET			
DRAWN T. B.	DATE 24.10.90	APPROVED	
TRACED M. G.	SCALE 5:1	DRAWING OFFICE. <i>T. Bell</i>	SALES DEPT. G.W.

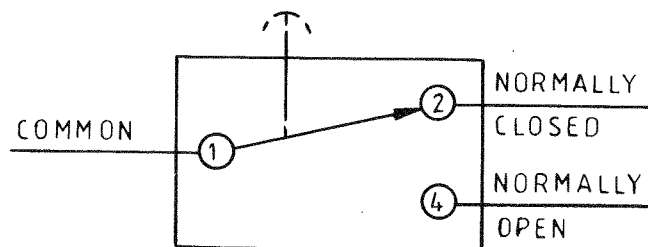
SPECIFICATION.

ACTUATING FORCE :- 0.7N (2.50Zf) MAX
 RELEASE FORCE :- 0.09N (.320Zf) MIN.
 FREE POSITION :- 12.5 (.49) MAX.
 OPERATING POSITION :- 10.3^{+0.8}_{-0.55} (.40)
 MOVEMENT DIFFERENTIAL :- 0.45 (.018) MAX.
 OVER TRAVEL :- DEPRESS TO CASE (AVAILABLE)

SPECIAL FEATURE:-
 TESTED AND STAMPED TO UL AND C.S.A. REQUIREMENTS.

APPROVAL RATING:-
 5 AMP - 250 V.A.C.

DIAGRAM OF CONNECTIONS.



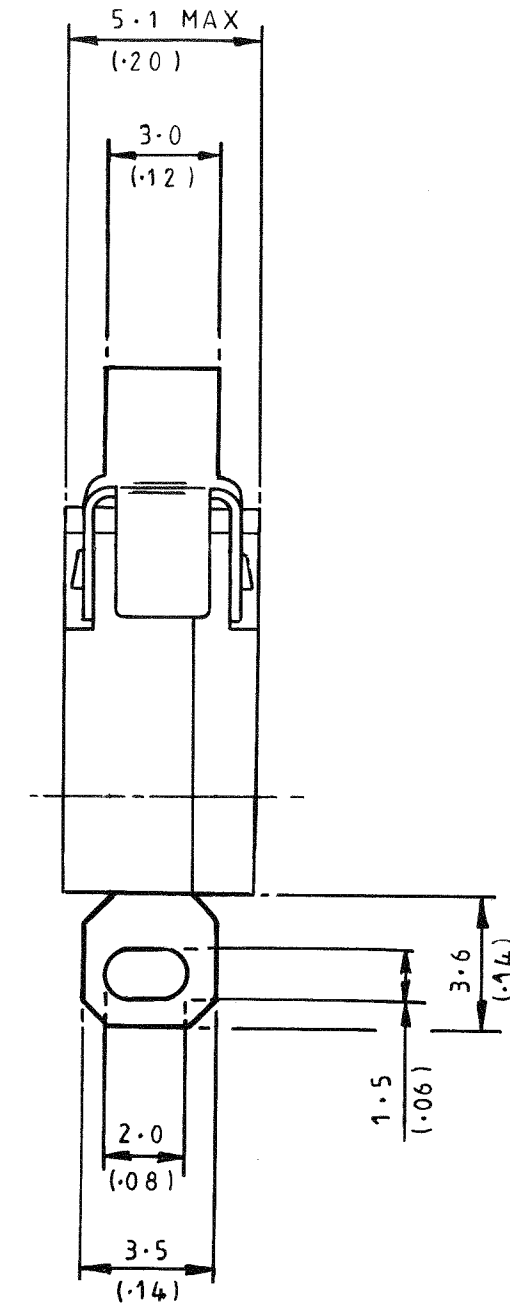
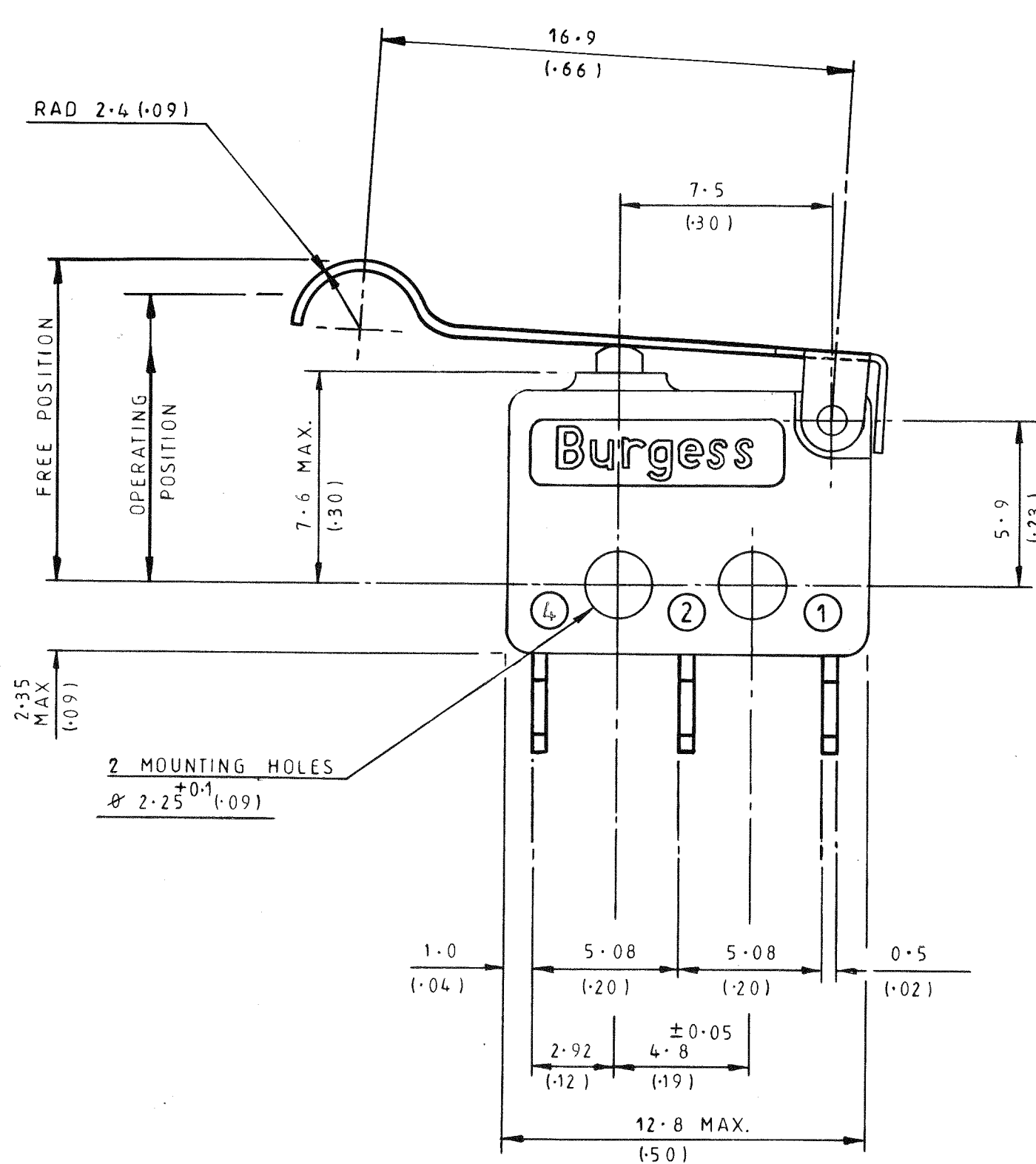
BURGESS MICRO SWITCH COMPANY LTD.

DUKES WAY, TEAM VALLEY,
 GATESHEAD 11, ENGLAND.
 TELEPHONE LOW FELL (0632) 877171.

THIRD ANGLE PROJECTION.

INSTALLATION DRAWING

DO NOT SCALE.



WEIGHT:- 1.5g MAX.

DEGREE OF PROTECTION:- ENCLOSURE IP40.
 TERMINALS IP00.

ISSUE No.	DATE	MICRO FILM								
2	29.7.92									
3	8.4.98									

ALL DIMENSIONS SPECIFIED IN MILLIMETRES
 TOLERANCES UNLESS STATED:-
 NO DECIMAL PLACES ± 0.5 1 DECIMAL PLACE ± 0.25
 2 DECIMAL PLACES ± 0.15 ANGULAR ± 1°
 INCH-OUNCE UNITS (IN BRACKETS)

SWITCH
 F4T7YCGP-UL.

DRG. No.
 C.34996.

SHEET 1 OF 1 SHEET