

Kingbright®

T-1(3mm) SUPER BRIGHT LED LAMPS

L-934SG SUPER BRIGHT GREEN

L-934SR SUPER BRIGHT RED

Features

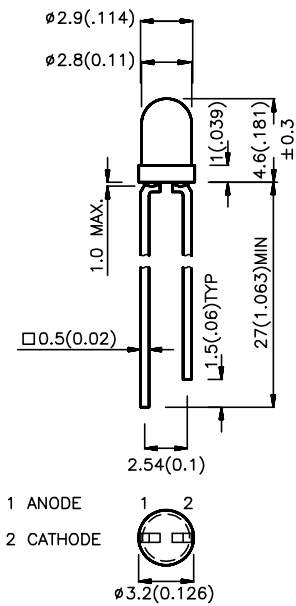
- ULTRA BRIGHTNESS.
- BOTH DIFFUSED AND WATER CLEAR LENS ARE AVAILABLE.
- OUTSTANDING MATERIAL EFFICIENCY.
- RELIABLE AND RUGGED.
- IC COMPATIBLE/LOW CURRENT CAPABILITY.

Description

The Super Bright Green source color devices are made with Gallium Phosphide Green Light Emitting Diode.

The Super Bright Red source color devices are made with Gallium Aluminum Arsenide Red Light Emitting Diode.

Package Dimensions



1 ANODE
2 CATHODE

Notes:

1. All dimensions are in millimeters (inches).
2. Tolerance is $\pm 0.25(0.01)$ unless otherwise noted.
3. Lead spacing is measured where the lead emerge package.
4. Specifications are subjected to change without notice.

Selection Guide

Part No.	Dice	Lens Type	Iv (mcd) @ 20 mA		Viewing Angle 2θ1/2
			Min.	Max.	
L-934SGC	SUPER BRIGHT GREEN (GaP)	WATER CLEAR	100	300	50°
L-934SRC-B	SUPER BRIGHT RED (GaAlAs)	WATER CLEAR	250	360	
L-934SRC-C			360	500	
L-934SRC-D			500	700	
L-934SRC-E			700	1000	
L-934SRC-F			1000	1200	
L-934SRC-G			1200	1400	
L-934SRC-H			1400	1800	
L-934SRC-I			1800	2500	
L-934SRC-J					
L-934SGD	SUPER BRIGHT GREEN (GaP)	GREEN DIFFUSED	40	60	60°
L-934SRD-B	SUPER BRIGHT RED (GaAlAs)	RED DIFFUSED	70	90	
L-934SRD-C			90	100	
L-934SRD-D			100	200	
L-934SRD-E			200	300	
L-934SRD-F			300	400	
L-934SRD-G			400	600	
L-934SRD-H			600	1000	
L-934SRD-I			1000	1300	
L-934SRD-J					

Note:

1. $\theta 1/2$ is the angle from optical centerline where the luminous intensity is 1/2 the optical centerline value.

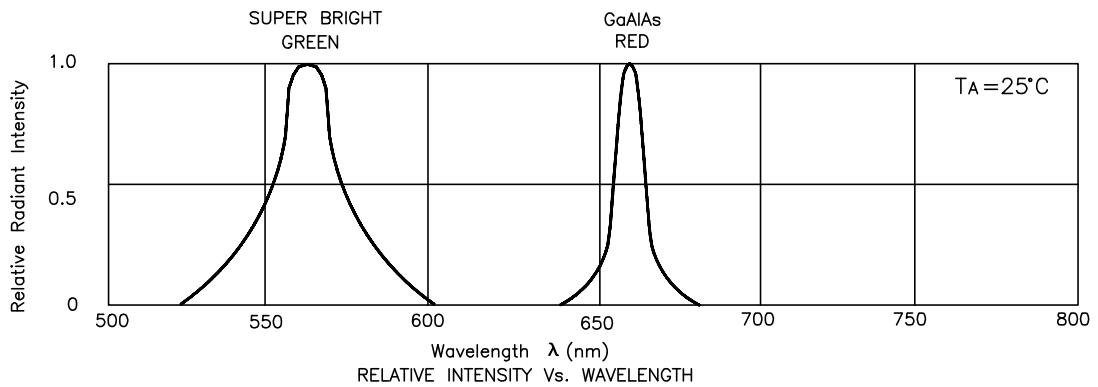
Electrical / Optical Characteristics at $T_A=25^\circ\text{C}$

Symbol	Parameter	Device	Typ.	Max.	Units	Test Conditions
λ_{peak}	Peak Wavelength	Super Bright Green Super Bright Red	565 660		nm	$I_F=20\text{mA}$
$\Delta\lambda_{1/2}$	Spectral Line Halfwidth	Super Bright Green Super Bright Red	30 20		nm	$I_F=20\text{mA}$
C	Capacitance	Super Bright Green Super Bright Red	45 95		pF	$V_F=0\text{V}; f=1\text{MHz}$
V_F	Forward Voltage	Super Bright Green Super Bright Red	2.2 1.85	2.5 2.5	V	$I_F=20\text{mA}$
I_R	Reverse Current	All	10		μA	$V_R = 5\text{V}$

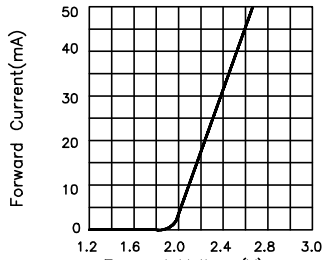
Absolute Maximum Ratings at $T_A=25^\circ\text{C}$

Parameter	Super Bright Green	Super Bright Red	Units
Power dissipation	105	100	mW
DC Forward Current	25	30	mA
Peak Forward Current [1]	150	150	mA
Reverse Voltage	5	5	V
Operating/Storage Temperature	-40°C To +85°C		
Lead Soldering Temperature [2]	260°C For 5 Seconds		

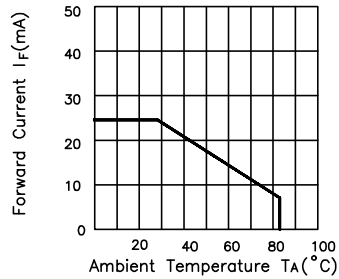
Notes:
 1. 1/10 Duty Cycle, 0.1ms Pulse Width.
 2. 4mm below package base.



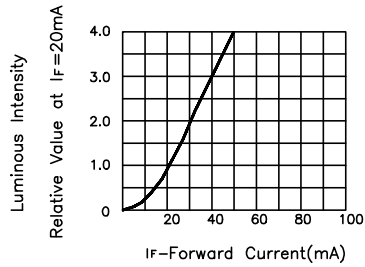
Super Bright Green L-934SGC / L-934SGD



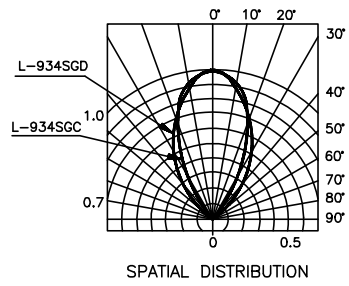
FORWARD CURRENT Vs. FORWARD VOLTAGE



FORWARD CURRENT DERATING CURVE

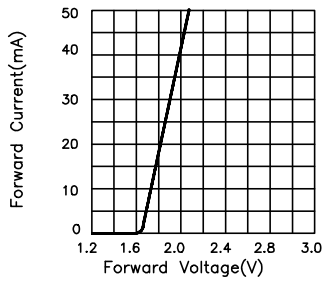


LUMINOUS INTENSITY Vs. FORWARD CURRENT

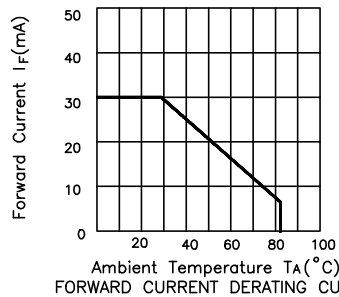


SPATIAL DISTRIBUTION

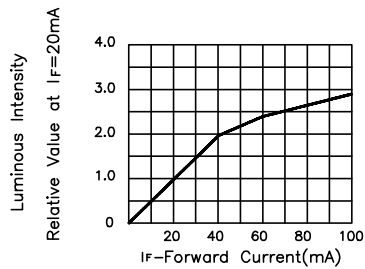
Super Bright Red L-934SRC / L-934SRD



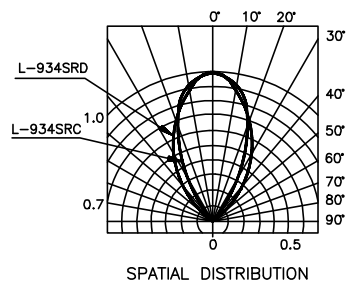
FORWARD CURRENT Vs. FORWARD VOLTAGE



FORWARD CURRENT DERATING CURVE



LUMINOUS INTENSITY Vs. FORWARD CURRENT



SPATIAL DISTRIBUTION