



LINEAR FLEX BASIC HL

LFBHL-SW800-24V-6S167-20



PRODUCT DESCRIPTION

- Voltage-based, flexible LED module
- Ideal for professional, linear lighting purposes
- Suitable for use where very high lighting levels are required
- Equipped with mid-power LED > 120lm / Watt
- Very high light quality and colour consistency (MacAdam 3)
- Available in 2700, 3000, 4000, and 6000 K
- Double layer circuit board with optimised thermal management
- Fixed using self-adhesive 3M adhesive tape

TECHNICAL DATA/OVERVIEW

Operating voltage	24 VDC
Nominal capacity / m	19 W
Nominal capacity / segment	1,9 W
LED type	SMD 5630
LED spacing	16,7 mm
LED quantity / m	60
Cut size	100 mm / 6 LED
Dimensions (l x w x h)	5000 x 10 x 1,49 mm
Service life	>36.000 h / L70
Tc point temperature	Tc max. +70 °C
Ambient temperature	-25 ... +50 °C
ESD classification	Testing severity level 1



CONNECTION-RELATED INFORMATION

Pad dimensions (l x w)	2,5 x 2,5 mm
Quantity of pads	2
Max. wire cross section	0,75 mm ²
Max. assembly length [m]	5



FULFILMENT OF STANDARDS

EN 62031	IEC 62717	DIN 5510-2
EN 62471	EN 45545, -1, -3	CE / RoHS



LINEAR FLEX BASIC HL

LFBHL-SW800-24V-6S167-20



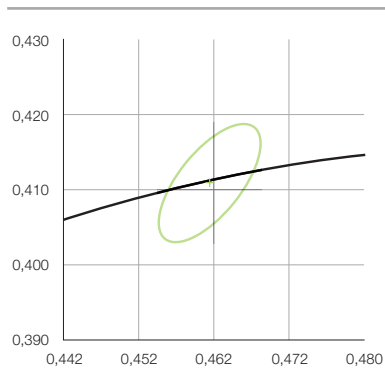
SPECIFIC DATA OVERVIEW

Item no.	Light colour	Nominal colour temp.	Typ. lumen / m	Tolerance	Operating voltage
9009249	warm white	2700 K	2075 lm	3 SDCM	24 VDC
9009343	warm white	3000 K	2188 lm	3 SDCM	24 VDC
9009250	neutral white	4000 K	2258 lm	3 SDCM	24 VDC
9009251	cool white	6000 K	2329 lm	5 SDCM	24 VDC

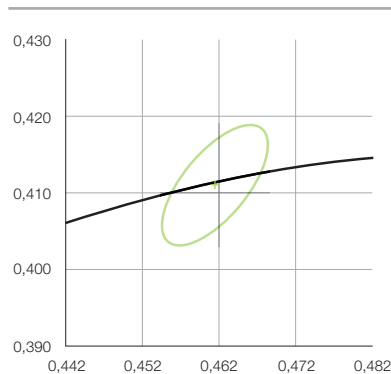
PHOTOMETRIC DATA

Item no.	Nominal colour temperature	Colour temperature	Colour location coordinates (x,y)	Typ. luminous flux / m	Luminous flux tolerance	CRI (Ra)	Beam angle
9009249	2700 K	2677 K	0,4615 / 0,4110	2075 lm	± 7 %	≥ 80	120°
9009343	3000 K	2997 K	0,4375 / 0,4043	2188 lm	± 7 %	≥ 80	120°
9009250	4000 K	3973 K	0,3817 / 0,3764	2258 lm	± 7 %	≥ 80	120°
9009251	6000 K	5885 K	0,3243 / 0,3339	2329 lm	± 7 %	≥ 80	120°

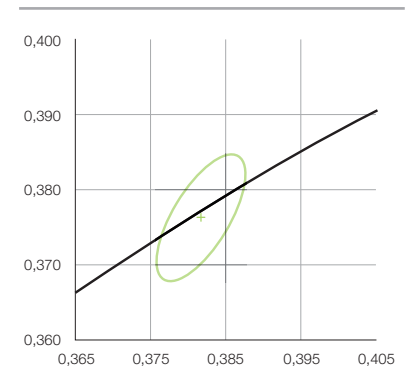
2700 K



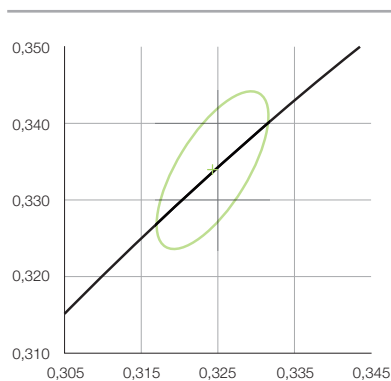
3000 K



4000 K



6000 K





LINEAR FLEX BASIC HL

LFBHL-SW800-24V-6S167-20



ELECTRICAL DATA

Item no.	Nominal voltage	Typ. capacity / m	Typ. current / m	Current tolerance	Energy classification
9009249	24 VDC	18,4 W	0,76 A	± 4 %	A+
9009343	24 VDC	18,4 W	0,76 A	± 4 %	A+
9009250	24 VDC	18,4 W	0,76 A	± 4 %	A+
9009251	24 VDC	18,4 W	0,76 A	± 4 %	A+

THERMAL DATA

Item no.	Service life	Rated service life	tc rated	tp rated	Ambient temperature	Storage temperature
9009249	>36.000 h	L70 B10	70 °C	65° C	-25 ... +50 °C	-20 ... +65 °C
9009343	>36.000 h	L70 B10	70 °C	65° C	-25 ... +50 °C	-20 ... +65 °C
9009250	>36.000 h	L70 B10	70 °C	65° C	-25 ... +50 °C	-20 ... +65 °C
9009251	>36.000 h	L70 B10	70 °C	65° C	-25 ... +50 °C	-20 ... +65 °C

FURTHER INFORMATION

Item no.	Max. feed-in length	Max. bending radius	IP rating	Water protection	Fixture
9009249	5000 mm	30 mm	IP 00	—	self-adhesive
9009343	5000 mm	30 mm	IP 00	—	self-adhesive
9009250	5000 mm	30 mm	IP 00	—	self-adhesive
9009251	5000 mm	30 mm	IP 00	—	self-adhesive

PRODUCT KEY DESCRIPTION

LFBML	SW800	24V	5S100	20
category	photometrical Code	voltage- / current-based	layout code	protection class



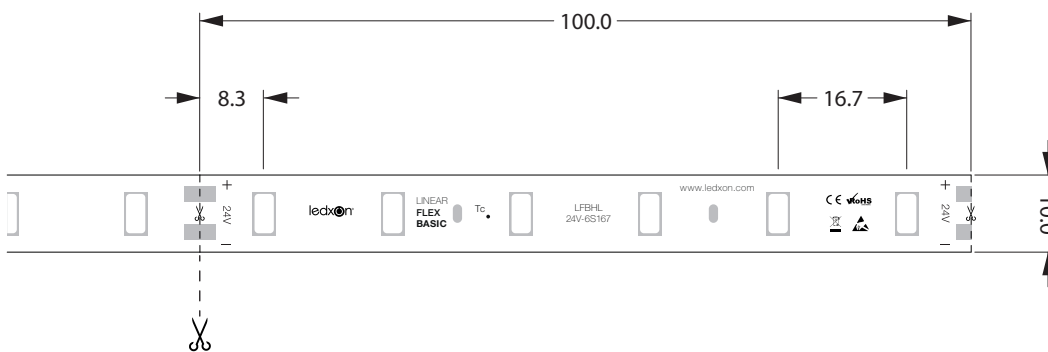
LINEAR FLEX BASIC HL

LFBHL-SW800-24V-6S167-20



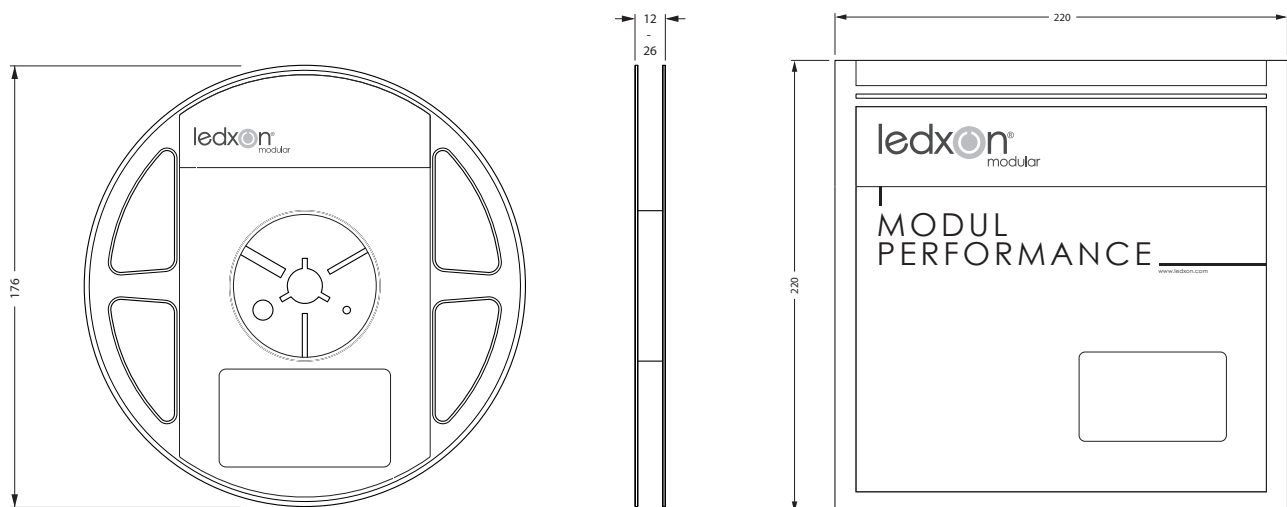
DIMENSIONS

Item no.	Length	Width	Height	Cut size	LED / cut size	LED / m	LED spacing
9009249	5000 mm	10 mm	1,49 mm	100 mm	6 pcs.	60 pcs.	16,7 mm
9009343	5000 mm	10 mm	1,49 mm	100 mm	6 pcs.	60 pcs.	16,7 mm
9009250	5000 mm	10 mm	1,49 mm	100 mm	6 pcs.	60 pcs.	16,7 mm
9009251	5000 mm	10 mm	1,49 mm	100 mm	6 pcs.	60 pcs.	16,7 mm



ORDER INFORMATION

Item no.	Item description	Packaging unit (PU)	Ordering unit (OU)	Weight gross / PU	Dimensions / PU length x width x height
9009249	LFBHL-SW827-24V-6S167-20	1 roll = 5 m	1 metre	128 g	240 mm x 220 mm x 15,5 mm
9009343	LFBHL-SW830-24V-6S167-20	1 roll = 5 m	1 metre	128 g	240 mm x 220 mm x 15,5 mm
9009250	LFBHL-SW840-24V-6S167-20	1 roll = 5 m	1 metre	128 g	240 mm x 220 mm x 15,5 mm
9009251	LFBHL-SW860-24V-6S167-20	1 roll = 5 m	1 metre	128 g	240 mm x 220 mm x 15,5 mm





LINEAR FLEX BASIC HL

LFBHL-SW800-24V-6S167-20



INFORMATION ON SERVICE LIFE

The maximum Tc/Tp temperature is a crucial factor for the service life information relating to ledxon LED modules.

If the permitted limits are exceeded, this shall significantly reduce the service life and may even result in the destruction of the modules.

The expected service life of >36,000 hours represents a purely statistical parameter. (L70/B10 at Tp = 65°C)

For optimum operation of ledxon LED modules, we recommend installation only on rigid and stationary surfaces.

The heatsink must provide for sufficient heat dissipation such that the maximum permitted temperature is not exceeded at the Tc point.

The temperatures at the Tc point must be measured in accordance with the specifications stated in EN 60598-1.

INFORMATION ON PHOTOMETRIC AND ELECTRICAL DATA

Capacity coordinates and tolerances in accordance with CIE 1931

Measurement environment temperature: ta = 25°

Measurement tolerance for colour coordinates (x / y) +/- 0.005

Tolerance range of photometric and electrical data +/-10%

The maximum permitted operating voltage must not be exceeded. Otherwise a reduction in service life or a failure may occur.

All ledxon LED modules can be dimmed using PWM (pulse width modulation).

SAFETY AND INSTALLATION INFORMATION

When installing flexible LED modules, the maximum permitted bend radius must not be fallen short of.

Bending these modules laterally results in damage to the printed circuit board.

In order to ensure optimum adherence for the double-sided 3M adhesive tape, ledxon recommends installing the modules only on dry, clean surfaces that are free of grease, oil and silicone. ledxon does not accept any liability for the correct adhesion of the LED modules.

When installing ledxon LED modules, standard ESD safety precautions must be complied with.

ledxon flexible LED modules are delivered without cabling. These modules are electrified by soldering leads onto

the soldering pads provided. The maximum permitted cable cross-section must be observed in this process. Here, the soldering

temperature of 270°C for a maximum of 10 seconds must not be exceeded. ledxon modules that are equipped with LED types SMD

5050 and 5630 are subject to photobiological risk group 1.