

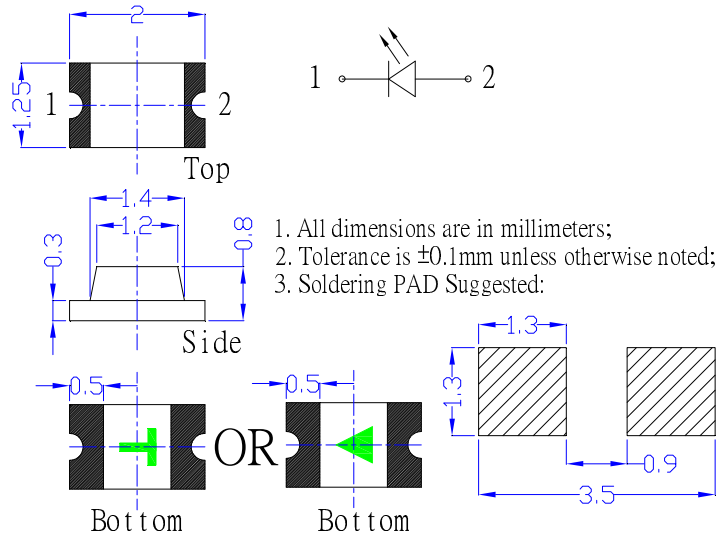
**■Features**

- Single chip
- 2.0x1.25x0.8mm(0805) standard package.
- Suitable for all SMT assembly methods.
- Compatible with infrared and vapor phase reflow solder process.
- This product doesn't contain restriction Substance, comply ROHS standard.
- Compatible with automatic placement equipment.

**■Applications**

- Automotive : Dashboards, stop lamps, turn signals.
- Backlighting : LCDs, Key pads advertising.

**■Outline Dimension**



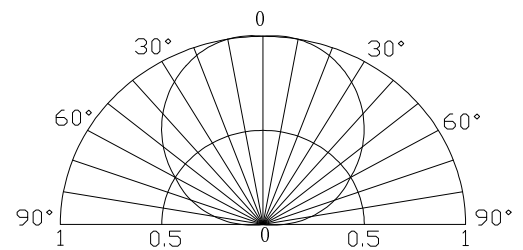
**■Absolute Maximum Rating**

(Ta=25°C)

Item	Symbo l	Value		Unit
		WT/MT /BL/K	HR/YG /YL	
DC Forward Current	I <sub>F</sub>	30	30	mA
Pulse Forward Current*	I <sub>FP</sub>	100	100	mA
Reverse Voltage	V <sub>R</sub>	5	5	V
Power Dissipation	P <sub>D</sub>	108	78	mW
Operating Temperature	Topr	-40 ~ +85		°C
Storage Temperature	Tstg	-40~ +85		°C
Lead Soldering Temperature	Tsol	260°C/5sec		-

\*Pulse width Max 0.1ms, Duty ratio max 1/10

**■Directivity**



**■Electrical -Optical Characteristics**

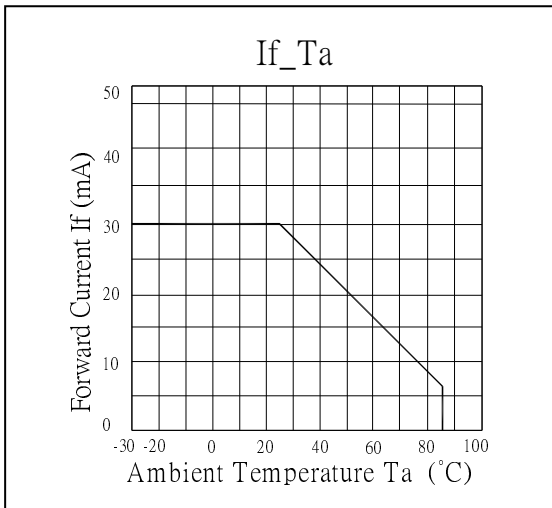
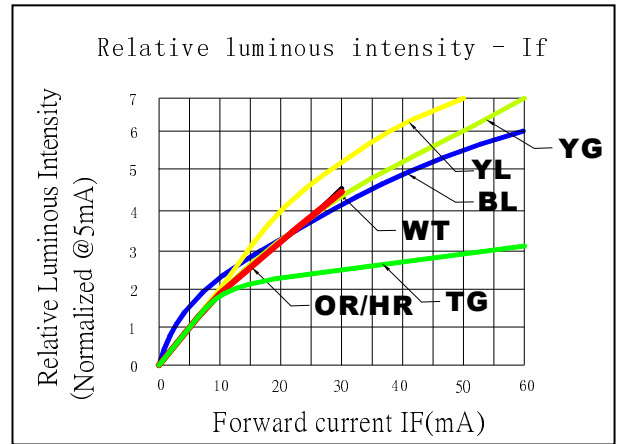
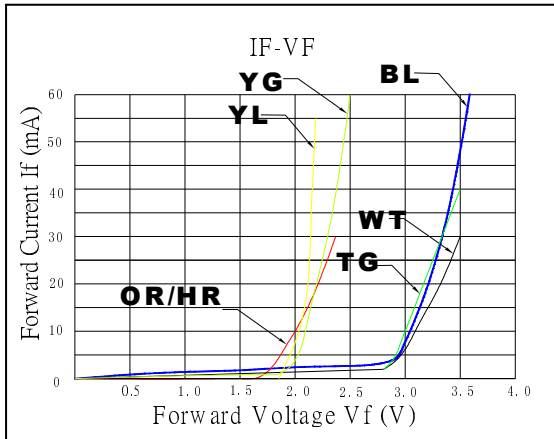
(Ta=25°C)

Part Number	Color		V <sub>F</sub> (V)			I <sub>R</sub> (μA)	I <sub>v</sub> (mcd)			λD(nm)			2θ1/2(deg)
			Min.	Typ.	Max.	Max.	Min.	Typ.	Max.	Min.	Typ.	Max.	Typ.
			I <sub>F</sub> =20mA			V <sub>R</sub> =5V	I <sub>F</sub> =20mA						
OSW50805C1E	White	W5	-	3.3	3.6	10	350	450	-	X:0.29, Y:0.29			120
OSW40805C1E	White	W4	-	3.3	3.6	10	350	450	-	X:0.31, Y:0.33			120
OSM50805C1E	Warm White	M5	-	3.3	3.6	10	350	450	-	X:0.44, Y:0.41			120
OSK50805C1E	Pink	K5	-	3.3	3.6	10	60	90	-	X:0.38, Y:0.18			120
OSB50805C1E	Blue	B5	-	3.2	3.6	10	42	80	-	460	465	475	120
OSG50805C1E	True Green	G5	-	3.3	3.6	10	400	450	-	520	525	530	120
OSG80805C1E	Yellow Green	G8	-	2.0	2.6	10	20	35	-	564	570	578	120
OSY50805C1E	Yellow	Y5	-	2.1	2.6	10	100	120	-	585	590	595	120
OSO50805C1E	Orange	O5	-	2.0	2.6	10	100	120	-	600	605	610	120
OSR50805C1E	Red	R5	-	2.0	2.6	10	120	150	-	620	625	630	120

Note: \* V<sub>f</sub> tolerance: ±0.05V \* Dominant wavelength tolerance: ±1nm \* Luminous intensity tolerance: ±10%

■ Optical and electrical characteristics

TYPICAL ELECTRICAL/OPTICAL CHARACTERISTIC CURVES



**WT**

