



SMD 0805 LED SERIES

OF-SMD2012G GREEN



ATTENTION
OBSERVE PRECAUTIONS
FOR HANDLING
ELECTROSTATIC
DISCHARGE
SENSITIVE
DEVICES



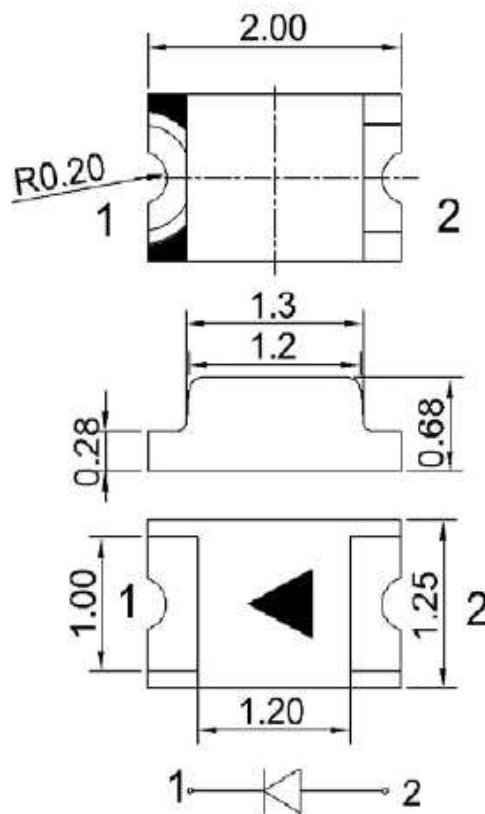
Description

The Green source color devices are made with DH GaP on GaAs substrate Light Emitting Diode.

Features

- 2.0mmx1.25mm SMT LED, 0.68mm THICKNESS.
- LOW POWER CONSUMPTION.
- WIDE VIEWING ANGLE.
- IDEAL FOR BACKLIGHT AND INDICATOR.
- VARIOUS COLORS AND LENS TYPES AVAILABLE.
- PACKAGE : 3000PCS / REEL.

Package Dimensions



Notes:

1. All dimension units are millimeters.
2. All dimension tolerance is ± 0.2 mm unless otherwise noted.
3. An epoxy meniscus may extend about 1.5mm down the leads.



SMD 0805 LED SERIES

4. Burr around bottom of epoxy may be 0.5mm max..

Selection Guide

Part. No	Dice	Lens Type	Iv(mcd) @20mA		Viewing Angle
			Min.	Typ.	
OF-SMD2012G	GREEN (GaP)	Water Clear	50	100	120°

Note:

1. $\theta_{1/2}$ is the angle from optical centerline where the luminous intensity is 1/2 the optical centerline value.

Electrical / Optical Characteristics at TA=25°C

Parameter	Symbol	Device	Condition	Min	Typ	Unit
Forward Voltage DC	VF	Green	IF=20mA	1.8	2.0	V
Reverse Current	IR	All	VR=5V		5	uA
Dominant Wavelength	λ_D	Green	IF=20mA	570	574	nm
Capacitance	IF(rec)	Green	VF=0V; f=1MHz		15	pF

Absolute Maximum Ratings at TA=25°C

Parameter	Green	Units
Power Dissipation	55	mW
DC Forward Current	25	mA
Peak Forward Current	140	mA
Reverse Voltage	5	V
Operating/Storage Temperature	-40°C to +85°C	

Note:

1. 1/10 Duty Cycle, 0.1ms Pulse Width.

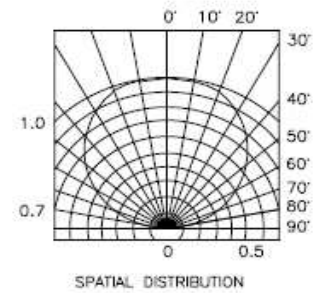
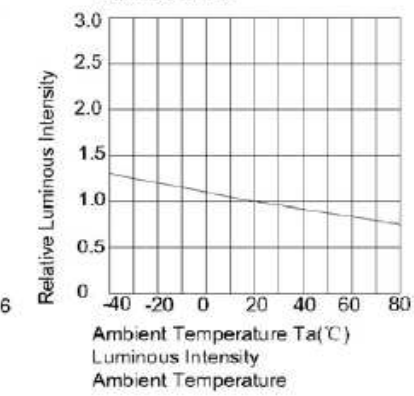
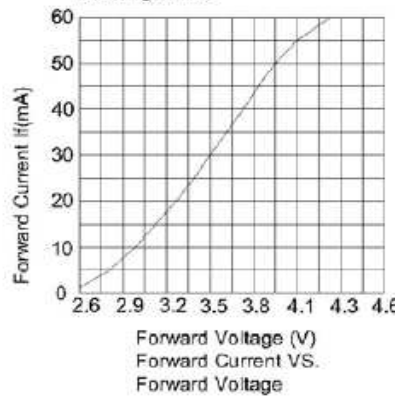
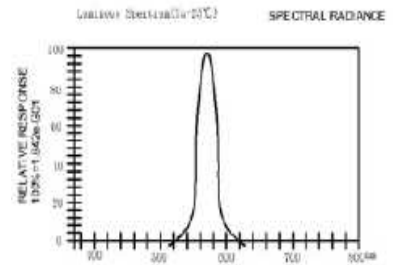
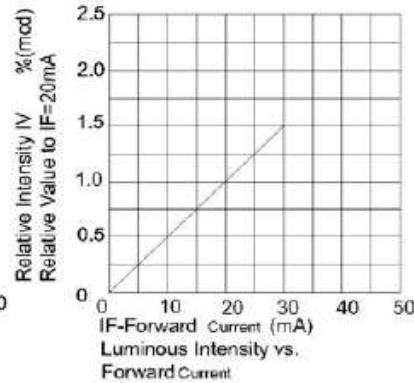
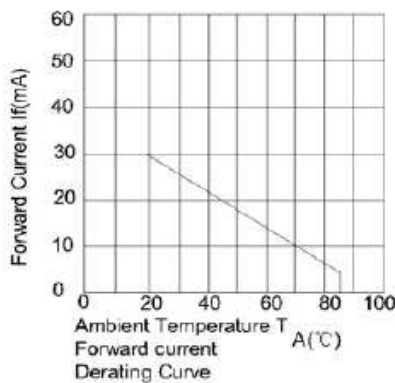


SMD 0805 LED SERIES

Reliability Test Items And Conditions

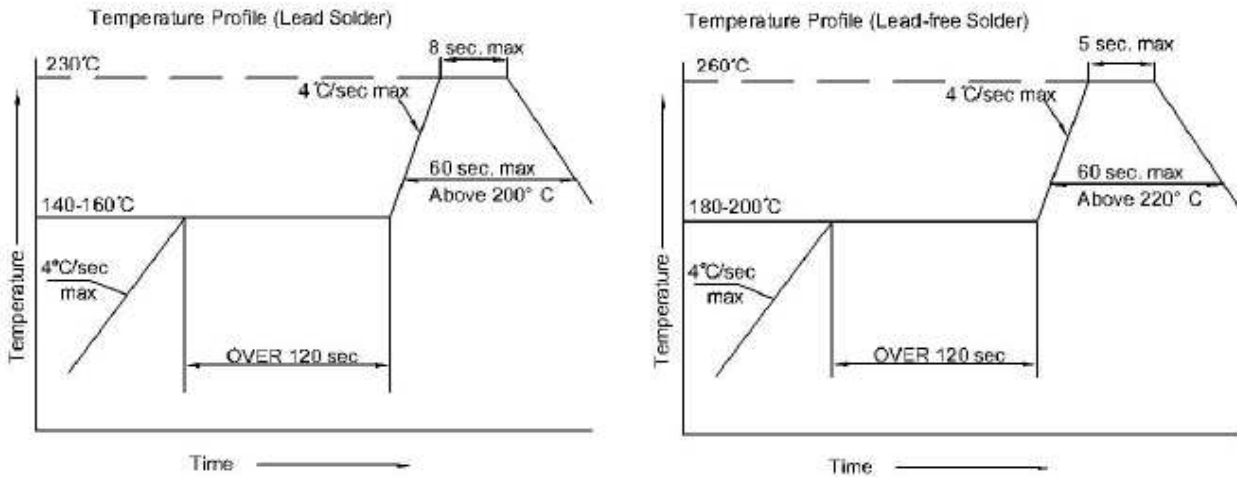
The reliability of products shall be satisfied with items listed below.
Confidence level :90% LTPD :10%

No.	Items	Test Condition	Test Hours/Cycles	Sample Size	Ac/Rc
1	Reflow	Temp:240°C±5°C Min.5 sec.	6 Min.	22Pcs.	0/1
2	Temperature Cycle	H:+100°C 15 min. ~ 5 min L:-40°C 15 min.	300 Cycles	22Pcs.	0/1
3	Thermal Shock	H:+100°C 5 min. ~ 10 sec. L:-10°C 5 min.	300 Cycles	22Pcs.	0/1
4	High Temperature Storage	Temp.:100°C	1000Hrs.	22Pcs.	0/1
5	Low Temperature Storage	Temp.: -55°C	1000Hrs.	22Pcs.	0/1
6	DC Operating Life	I _F =20mA	1000Hrs.	22Pcs.	0/1
7	High Temperature/High Humidity	85°C/R.H85%	1000Hrs.	22Pcs.	0/1

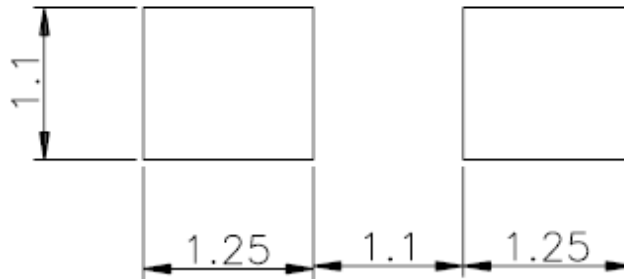


SMT Reflow Soldering Instructions

Number of reflow process shall be less than 2 times and cooling process to normal temperature is required between first and second soldering process.



Recommended Soldering Pattern (Units : mm)



Tape Specifications (Units : mm)

