

L-34SF7C

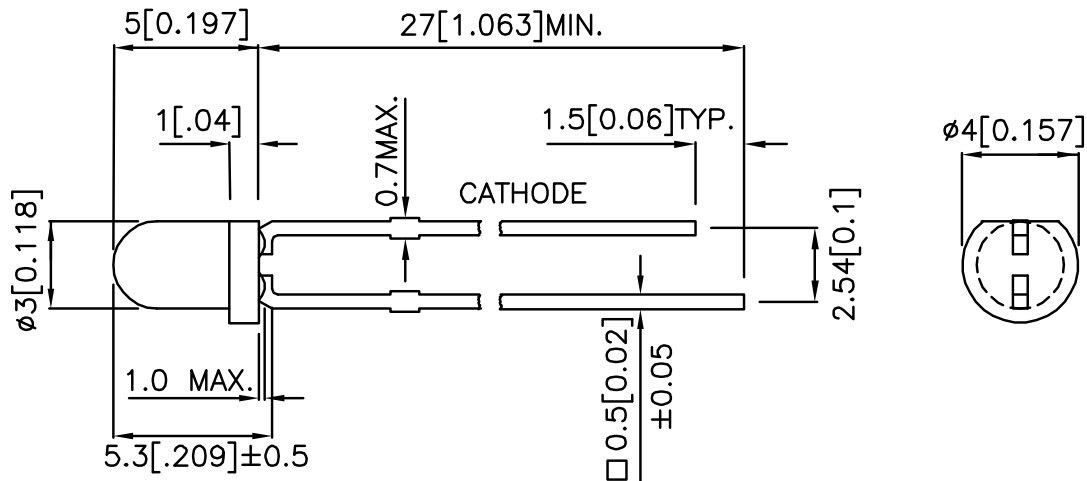
Features

- MECHANICALLY AND SPECTRALLY MATCHED TO THE L-32P3C PHOTOTRANSISTOR.
- WATER CLEAR LENS.
- RoHS COMPLIANT.

Description

SF7 Made with Gallium Aluminum Arsenide Infrared Emitting diodes.

Package Dimensions



Notes:

1. All dimensions are in millimeters (inches).
2. Tolerance is ± 0.25 (0.01") unless otherwise noted.
3. Lead spacing is measured where the leads emerge from the package.
4. Specifications are subject to change without notice.

Selection Guide

Part No.	Dice	Lens Type	Po (mW/sr) @ 20 mA*50mA		Viewing Angle
			Min.	Typ.	2θ1/2
L-34SF7C	GaAlAs	WATER CLEAR	7	18	50°
			*10	*45	

Notes:

- 1.θ1/2 is the angle from optical centerline where the luminous intensity is 1/2 the optical centerline value.
- 2.*Luminous intensity with asterisk is measured at 50mA.

Electrical / Optical Characteristics at TA=25°C

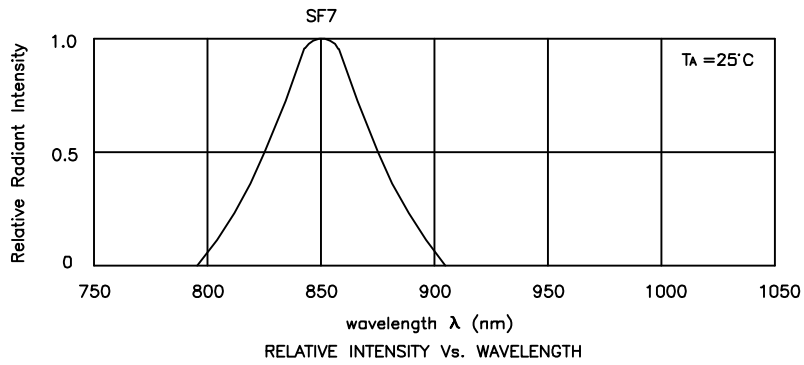
Item	P/N	Symbol	Typ.	Max.	Units	Test Conditions
Forward Voltage	SF7	VF	1.4	1.6	V	IF=20mA
Reverse Current	SF7	IR	-	10	uA	VR=5V
Capacitance	SF7	C	30	-	pF	VF=0V;f=1MHz
Peak Spectral Wavelength	SF7	λP	850	-	nm	IF=20mA
Spectral Bandwidth	SF7	Δλ1/2	50	-	nm	IF=20mA

Absolute Maximum Ratings at TA=25°C

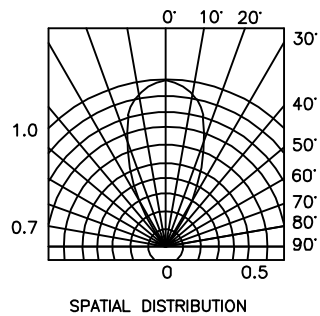
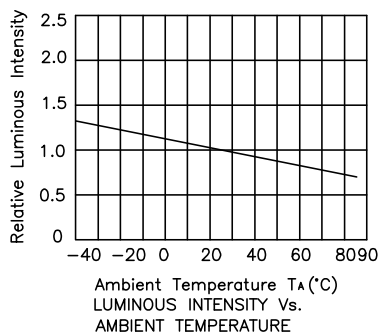
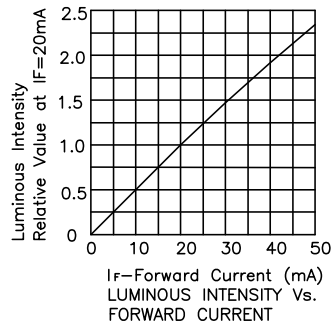
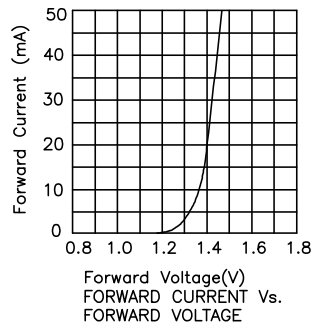
Parameter	Symbol	SF7	Units
Power Dissipation	PT	100	mW
DC Forward Current	IF	50	mA
Peak Forward Current[1]	iFS	1	A
Reverse Voltage	VR	5	V
Operating Temperature	TA	-40 To +85	°C
Storage Temperature	TSTG	-40 To +85	°C
Lead Solder Temperature [2]	260°C For 3 Seconds		
Lead Solder Temperature [3]	260°C For 5 Seconds		

Notes:

1. 1/100 Duty Cycle, 10μs Pulse Width.
2. 2mm below package base.
3. 5mm below package base.



L-34SF7C



Remarks:

If special sorting is required (e.g. binning based on forward voltage or radiant intensity), the typical accuracy of the sorting process is as follows:

1. Radiant Intensity: +/-15%
2. Forward Voltage: +/-0.1V

Note: Accuracy may depend on the sorting parameters.