

0.3 Inch Single Digit Display
OSL10302-IX (Common Anode type)
OSL10302-LX (Common Cathode type)

■ **Features**

- 0.3 Inch Single Digit Display
- Long lifetime operation
- IC compatible
- Low power dissipation
- **Black** surface & white segment or dot

■ **Applications**







- Counting device
- Clock

■ **Absolute Maximum Rating** (Ta=25°C)

Item	Symbol	Value		Unit
		RA/R/YG/Y	B/G	
DC Forward Current	I _F	20	20	mA
Pulse Forward Current*	I _{FP}	100	100	mA
Reverse Voltage	V _R	5	5	V
Power Dissipation	P _t	44	66	mW
Operating Temperature	Topr	-30 ~ +70		°C
Storage Temperature	Tstg	-40~ +85		°C
Lead Soldering Temperature(1.6mm from seating plane)	Tsol	260°C/5sec		°C

*Pulse width Max.10ms Duty ratio max 1/10

■ **Electrical -Optical Characteristics** (Ta=25°C)

Part Number	Color		V _F (V)			I _R (μA)	I _v (mcd)			λD(nm)			
			Min.	Typ.	Max.	Max.	Min.	Typ.	Max.	Min.	Typ.	Max.	
			I _F =20mA			V _R =5V	I _F =20mA						
OSL10302-IW(LW)	White	W	-	3.3	3.6	20	-	65	-	X=0.27,Y=0.28			
OSL10302-IB(LB)	Blue	B		-	3.3	3.6	20	-	50	-	-	470	-
OSL10302-IG(LG)	Pure Green	G		-	3.3	3.6	20	-	200	-	-	525	-
OSL10302-IYG(LYG)	Yellow green	YG		-	2.2	2.6	20	-	12	-	-	571	-
OSL10302-IY(LY)	Yellow	Y		-	2.1	2.5	20	-	60	-	-	590	-
OSL10302-IR(LR)	Red	R		-	2.1	2.5	20	-	26	-	-	630	-
OSL10302-IRA(LRA)	high luminance Red	RA		-	2.1	2.5	20	-	100	-	-	625	-

*1 Tolerance of dominant wavelength is±1nm

*2 Tolerance of luminous intensity is±15%

0.3 Inch Single Digit Display
OSL10302-IX (Common Anode type)
OSL10302-LX (Common Cathode type)

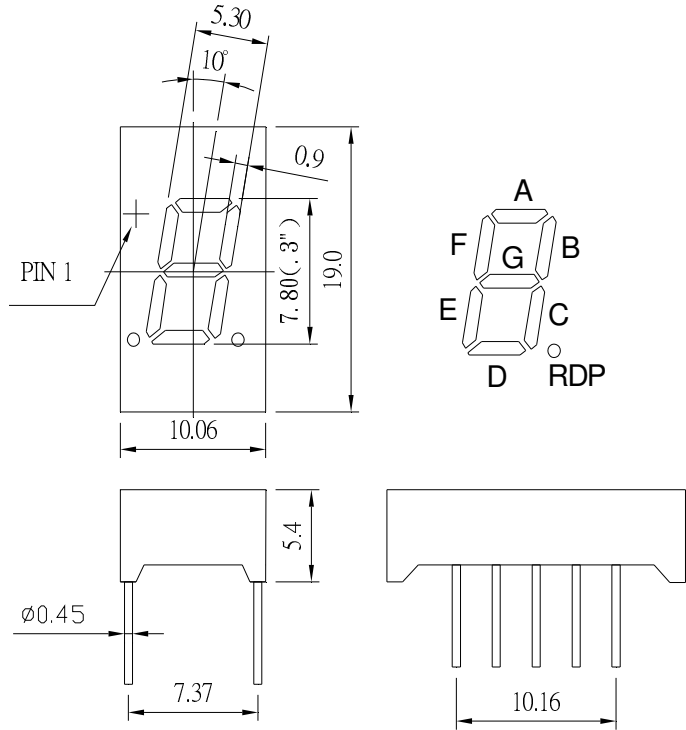
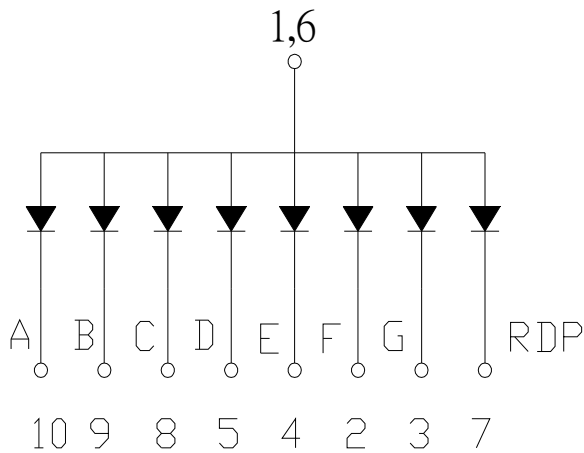
■ Package dimensions and pin function

**OSL10302-IX
(Common Anode type)**

Note:

1, Unit : mm (Tolerance: ± 0.25 mm unless otherwise noted)

2, The slope angle of any PIN may be $\pm 5.0^\circ$ Max



**OSL10302-LX
(Common Cathode type)**

Note:

1, Unit : mm (Tolerance: ± 0.25 mm unless otherwise noted)

2, The slope angle of any PIN may be $\pm 5.0^\circ$ Max

