



Opto Plus LED Corp.
0.3" Case Mold Type LED Display
OPD-S3010LA-BW
OPD-S3011LA-BW

● **FEATURES**

- 0.3 inch (7.62 mm) Digit Height.
- Low current operation.
- Case mold type.
- Black face, White segment.
- RoHS compliant, Pb Free.

● **DESCRIPTION**

The OPD-S3010LA-BW & OPD-S3011LA-BW are 0.3 inch (7.62 mm) height single 7-segment display.

This device utilizes Super Bright Amber LED chip which are made from AlGaInP on a transparent GaAs, substrate. The display has Black face, White segment.

● **DEVICE**

PART NO	DESCRIPTION
Super Bright Amber	
OPD-S3010LA-BW	Common Anode
OPD-S3011LA-BW	Common Cathode

RoHS Compliance



Pb free.





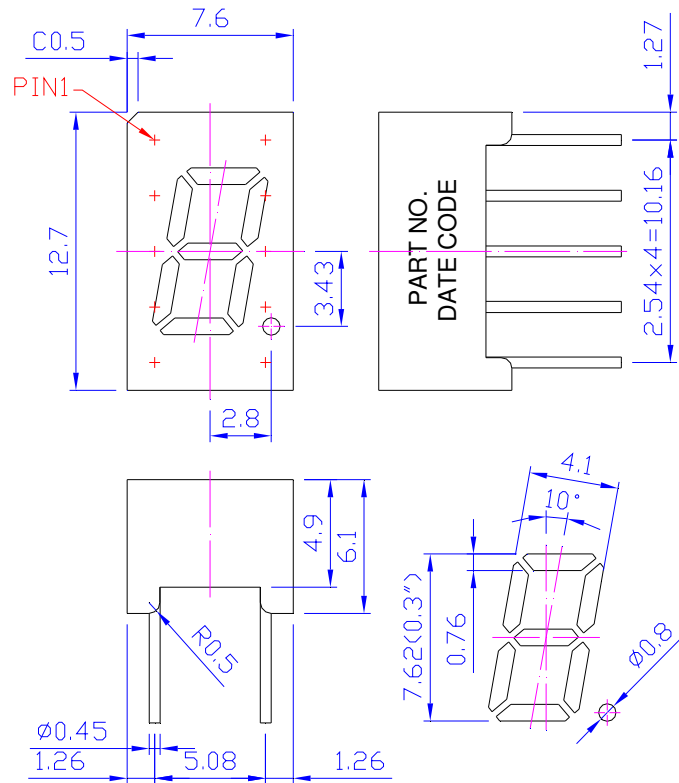
Opto Plus LED Corp.

0.3" Case Mold Type LED Display

OPD-S3010LA-BW

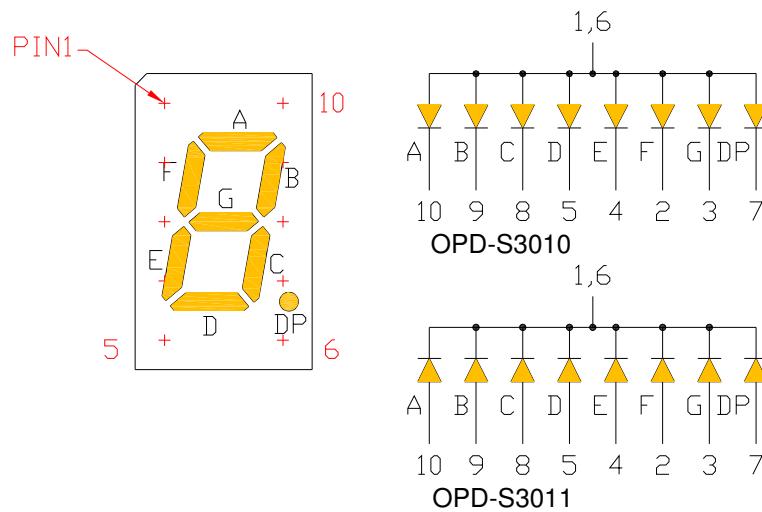
OPD-S3011LA-BW

● MECHANICAL DIMENSIONS



NOTES: Dimension is in millimeters. Tolerance is ± 0.25 mm unless otherwise noted.

● TYPICAL INTERNAL EQUIVALENT CIRCUIT





Opto Plus LED Corp.
0.3" Case Mold Type LED Display
OPD-S3010LA-BW
OPD-S3011LA-BW

● **LA: SUPER BRIGHT AMBER (AlGaInP/GaAs)**

ABSOLUTE MAXIMUM RATING AT Ta=25°C

Parameter	Symbol	Super Bright Amber	Unit
Power dissipation per dice	P_{AD}	70	mW
Derating liner from 25 °C per dice	-	0.33	mA / °C
Continuous forward current per dice	I_{AF}	25	mA
Peak current per dice (duty cycle 1/10, 1kHz)	I_{PF}	90	mA
Reverse voltage per dice	V_R	5	V
Operating temperature	T_{OPR}	-25 to +85	°C
Storage temperature	T_{STG}	-25 to +85	°C

ELECTRICAL - OPTICAL CHARACTERISTICS AT Ta=25°C

Characteristic	Symbol	Condition	Min.	Typ.	Max.	Unit
Forward voltage	V_F	$I_F = 20\text{mA}$	-	2.0	2.6	V
Reverse current	I_R	$V_R = 5\text{V}$	-	-	10	μA
Peak wavelength	λ_P	$I_F = 20\text{mA}$	-	610	-	nm
Dominant wavelength	λ_D	$I_F = 20\text{mA}$	-	606	-	nm
Luminous intensity	I_V	$I_F = 20\text{mA}$	-	40	-	mcd
Spectral radiation bandwidth	$\Delta\lambda$	$I_F = 20\text{mA}$	-	35	-	nm



Opto Plus LED Corp.

0.3" Case Mold Type LED Display

OPD-S3010LA-BW

OPD-S3011LA-BW

● LA: SUPER BRIGHT AMBER (AlGaInP/GaAs) CURVE

Typical Electro-optical Characteristic Curves
(25 °C Free Air Temperature Unless Otherwise Specified)

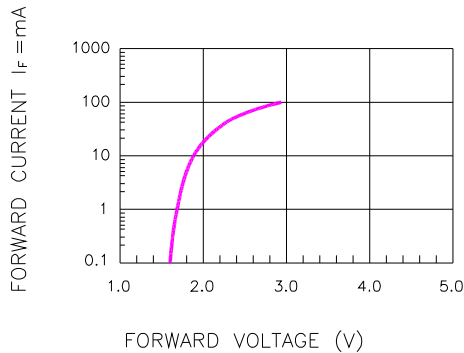


Fig.1 FORWARD CURRENT VS. FORWARD VOLTAGE

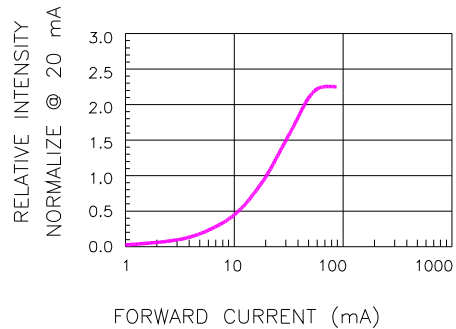


Fig.2 RELATIVE INTENSITY VS. FORWARD CURRENT

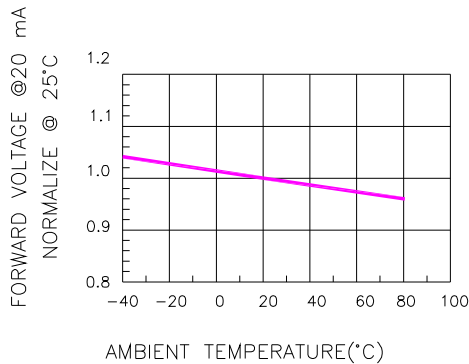


Fig.3 FORWARD VOLTAGE VS. TEMPERATURE

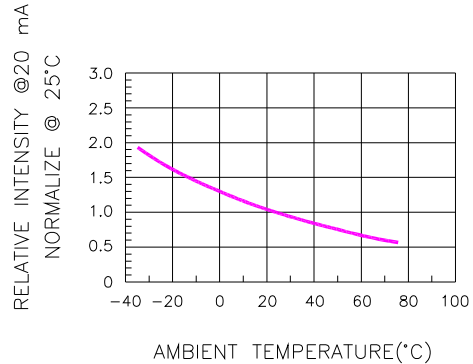


Fig.4 RELATIVE INTENSITY VS. TEMPERATURE

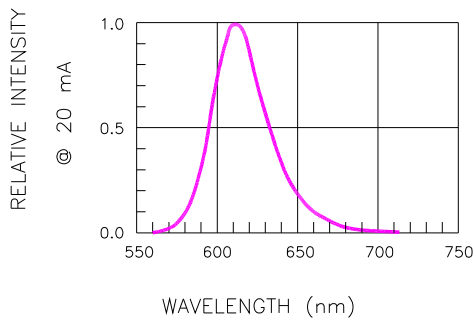


Fig.5 RELATIVE INTENSITY VS. WAVELENGTH

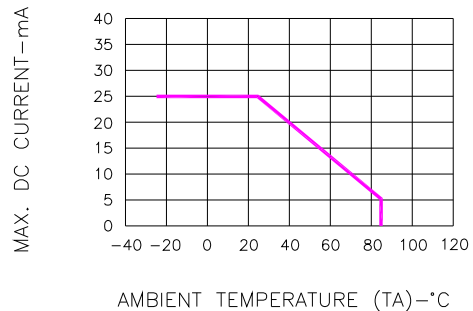


Fig.6 MAX. ALLOWABLE DC CURRENT VS. AMBIENT TEMPERATURE



Opto Plus LED Corp.
0.3" Case Mold Type LED Display
OPD-S3010LA-BW
OPD-S3011LA-BW

● **RECOMMEND SOLDERING PROFILE**



● **SOLDERING IRON**

Basic spec is ≤ 4 sec when 260°C. If temperature is higher, time should be shorter (+10°C→1 sec). Power dissipation of Iron should be smaller than 15W, and temperature should be controllable. Surface temperature of the device should be under 230°C.

● **REWORK**

Customer must finish rework within ≤ 4 sec under 245°C.