

KW1-402ASA

DATA SHEET

QC:

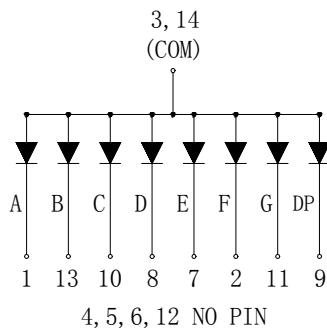
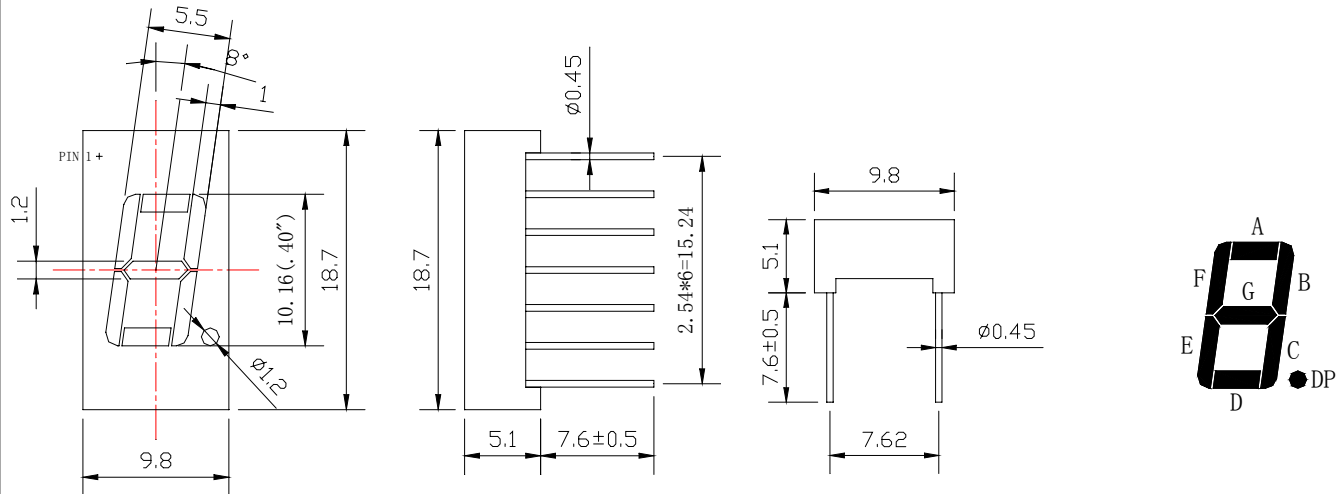
ENG:

Prepared By:

Features

- ◆ 0.40" Single Digit Super Red
- ◆ Common Anode (Common PIN 3 And PIN 14)
- ◆ Gray Face, White Segment

Package Dimension:



1. CATHODE A
2. CATHODE F
3. COMMON ANODE
4. NO PIN
5. NO PIN
6. NO PIN
7. CATHODE E
8. CATHODE D
9. CATHODE DP
10. CATHODE C
11. CATHODE G
12. NO PIN
13. CATHODE B
14. COMMON ANODE

Part NO.	Face Color	Source Color
KW1-402ASA	Gray	Red

Notes:

1. All dimensions are in millimeters (inches).
2. Tolerance is $\pm 0.25(.010)$ mm unless otherwise noted.
3. Lead spacing is measured where the leads emerge from the package.
4. Specifications are subject to change without notice.

Absolute Maximum Ratings at Ta=25°C

Parameter	MAX.	Unit
Power Dissipation	100	mW
Peak Forward Current (1/10 Duty Cycle, 0.1ms Pulse Width)	100	mA
Continuous Forward Current	50	mA
Derating Linear From 50°C	0.4	mA/°C
Reverse Voltage	5	V
Operating Temperature Range	-40°C to +80°C	
Storage Temperature Range	-40°C to +80°C	
Lead Soldering Temperature [4mm(.157") From Body]	260°C for 5 Seconds	

Electrical Optical Characteristics at Ta=25°C

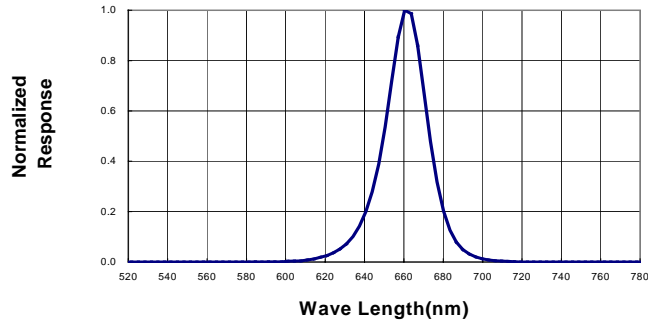
Parameter	Symbol	Min.	Typ.	Max.	Unit	Test Condition
Luminous Intensity	I _v	2.0	2.8	---	mcd	I _F =20mA (Note 1)
Viewing Angle	2 θ _{1/2}	---	---	---	Deg	(Note 2)
Peak Emission Wavelength	λ _p	655	660	665	nm	I _F =20mA
Dominant Wavelength	λ _d	635	640	645	nm	I _F =20mA (Note 3)
Spectral Line Half-Width	Δλ	19	24	29	nm	I _F =20mA
Forward Voltage	V _F	---	1.8	2.4	V	I _F =20mA
Reverse Current	I _R	---	---	100	μA	V _R =5V

Note:

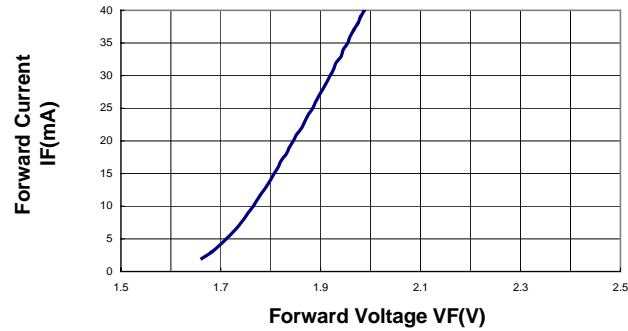
- Luminous intensity is measured with a light sensor and filter combination that approximates the CIE eye-response curve.
- θ_{1/2} is the off-axis angle at which the luminous intensity is half the axial luminous intensity.
- The dominant wavelength (λ_d) is derived from the CIE chromaticity diagram and represents the single wavelength which defines the color of the device.

Typical Electrical / Optical Characteristics Curves
(25°C Ambient Temperature Unless Otherwise Noted)

Spectral Radiance (Peak @ 660nm)



Forward Current vs Forward Voltage



Relative Luminous Intensity vs Forward Current

