
SPECIFICATION

CUSTOMER : _____

MODULE NO.: TST0003R5L3111XXXX01

APPROVED BY: (FOR CUSTOMER USE ONLY)	PCB VERSION: _____ DATA: _____
--	--

SALES BY	APPROVED BY	CHECKED BY	PREPARED BY

VERSION	DATE	REVISED PAGE NO.	SUMMARY
A	2019.01.18		Modify Power Supply

MODLE NO :

RECORDS OF REVISION

DOC. FIRST ISSUE

VERSION	DATE	REVISED PAGE NO.	SUMMARY
0	2018/07/03		First issue
A	2019.01.18		Modify Power Supply

Contents

1.General Specification

2.Interface Pin Function

3.Contour Drawing

4.Other

1.General Specification

1.1. General Specification

NO.	Item	Specifications	Unit
1	Touch Panel Size	3.5(Diagonal)	inch
2	Structure	G+F+F	
3	View Area	71.00(H)x53.00(V)	mm
4	Outline Dimension	76.25(H)x63.00(V)x1.10D)	mm

1.2. Feature

NO.	Item	Specifications
1	Type	Projected Capacitive
2	Input Mode	Finger
3	Connector	COF-FPC

2.Interface Pin Function

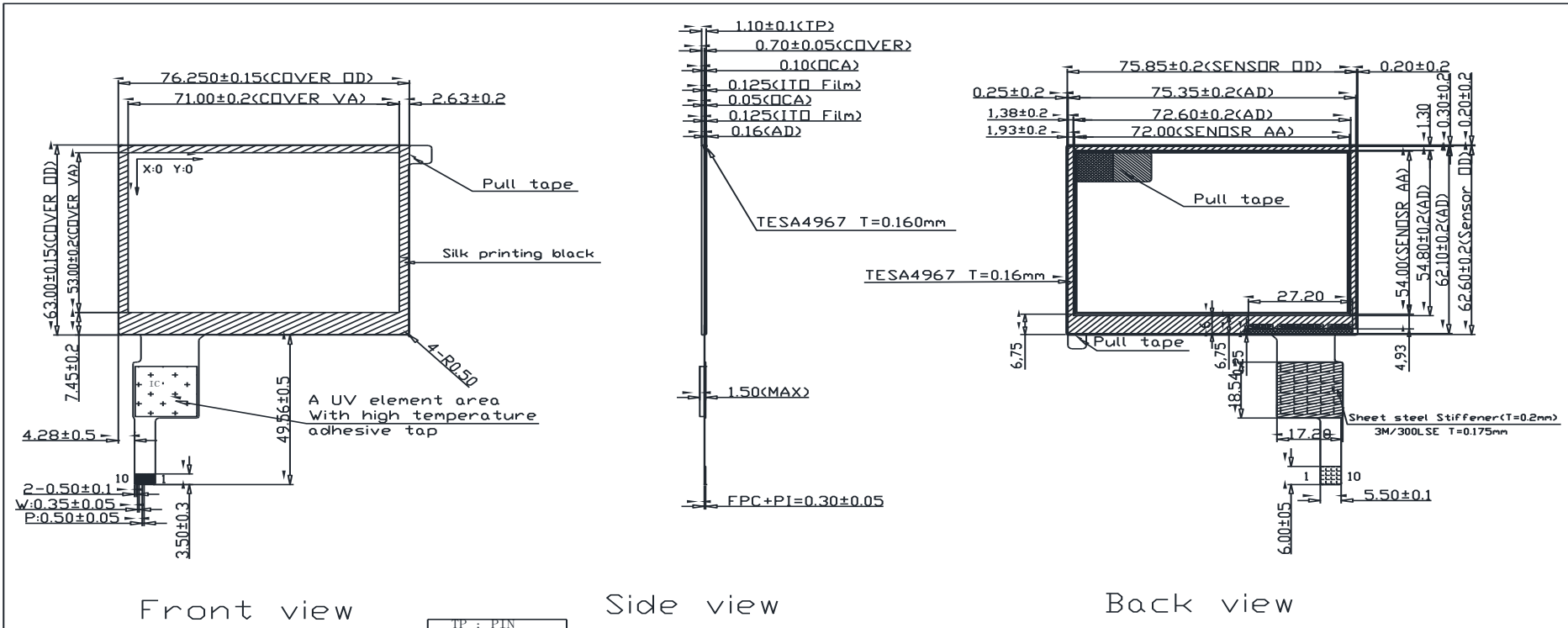
Pin No.	Symbol	I/O	Description
1	VSS	---	Ground
2	VDD	---	Power supply
3	SCL	I/O	I2C clock signal
4	NC	---	No Connection
5	SDA	I/O	I2C data signal
6	NC	---	No Connection
7	RST	I	External reset signal, active low
8	NC	---	No Connection
9	INT	O	Interrupt signal, active low, asserted to request Host start a new transaction
10	VSS	---	Ground

IC Specification

NO.	Item	Specifications
1	Driver IC	FT5426DQ8
2	Detect Points	5
3	Interface	I ² C
4	Power Supply	2.7~3.6 V

FW Version: 0x03

3. Contour Drawing



Front view

Side view

Back view

TP : PIN	
1	VSS
2	VDD2.8V
3	SCL2.8V
4	NC
5	SDA2.8V
6	NC
7	RST2.8V
8	NC
9	INT2.8V
10	VSS

4. Other

4.1. Environment Conditions:

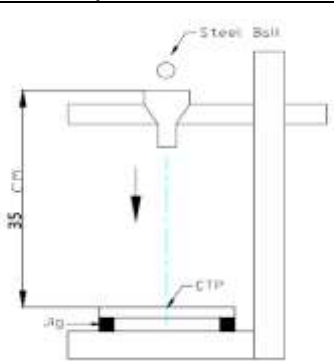
NO.	Item	Specifications	
		Temperature	Humidity (Non-Condensing)
1	Operation	-20~70°C	45%-90%RH
2	Storage	-30~80°C	5%-95%RH

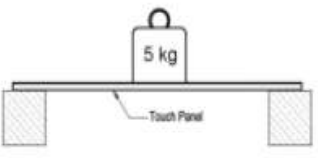
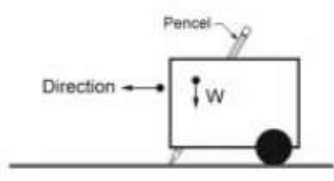
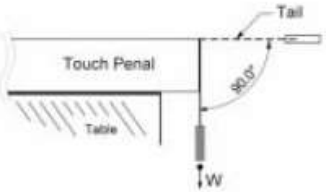
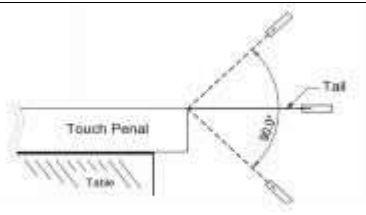
Note: Testing environment is under normal atmospheric pressure. When the ambient temperature is above 65°C, the humidity is allowed to be below 50%RH

4.2 Optical characteristics:

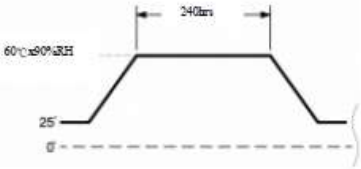
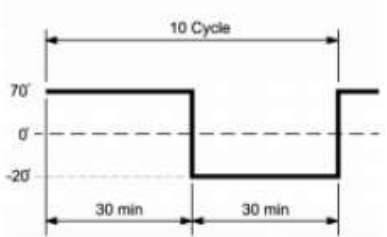
NO.	Item	Specifications
1	Transparency	(Min)83%
2	Haze	>3%

4.3 Mechanical Characteristic

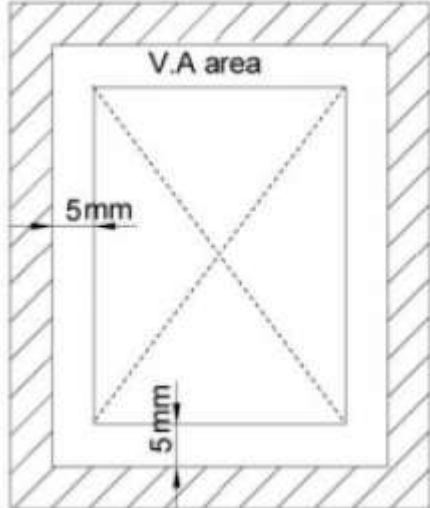
NO.	Item	Condition	Specifications
1	Operating Force	Finger \leq 10g	<p>Satisfy-</p> <p>1. Optical Characteristics</p> <p>2. Electrical Characteristics</p> <p>Appearance-</p> <p>1. Ignore test area</p> <p>2. No mechanical damage</p>
2	Impact	<p>30.0ΦDIA. Steel Ball/132g/Height=35cm/1 time, Impact at center area</p> 	

NO.	Item	Condition	Specifications
3	Static Load	5000g within 10cmΦ area for 30sec 	<p style="text-align: center;">Satisfy-</p> <ol style="list-style-type: none"> 1. Optical Characteristics 2. Electrical Characteristics <p style="text-align: center;">Appearance-</p> <ol style="list-style-type: none"> 1. Ignore test area 2. No mechanical damage
4	Hardness	7H pencil, pressure 500g/45° 	
5	Tail Peeling	500g/cm by vertical 90° for 30sec 	
6	Tail Bending	90° 10times left & right 	

4.4 Reliability Test

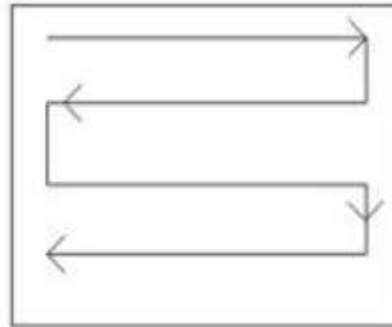
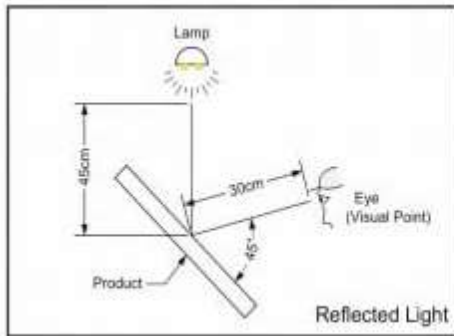
NO.	Item	Condition	Specifications
1	Constant Temperature/Humidity	<p>60°C X 90%RH, 240hrs and normalized for 24hrs</p> 	<p>Satisfy- 1、Electrical Characteristics</p>
2	Heat Cycle	80°C/240hrs and normalized for 24hrs	
3	Cold Cycle	-30°C/240hrs and normalized for 24hrs	
4	Thermal Cycle	<p>-20°C ~ 70°C [30min/cycle]*10cycles and normalized for 24hrs</p> 	

4.5 Function test

Function Test	<p>Test Method: Use Φ8 copper stick to draw the square diagonal line.</p> <p>Test Area: 5mm inward view area</p> <p>Disapproval Criteria: It is NG when we see the off-liner or jumping out spec shift.</p>	
---------------	---	---

4.6 Appearance Inspection

The inspection is to be performed with 20W(800-1000 LUX)fluorescent lamp lighting from the back or side.The panel is to be placed 30cm away from eyes.(Figure 13-1)



4.7 Appearance Specification

NO.	Item	Specifications	Judgment
1	Dot Contamination	1)D ≤0.3mm 2)0.30mm<D≤0.50mm, DS >10mm 3)D>0.50mm	1)Ignore 2)OK with 5 3)NG
2	Linear Contamination	1)W < 0.05mm 2)0.05mm≤W≤0.20mm L≤5mm 3)W≥0.20mm or L≥5mm	1)Ignore 2)OK with 5 3)NG
3	Cracks and Chips(Surface)	X<0.3mm , Y<0.3mm , Z<1/2T	Ignore

<Endorse>

1.D=Diameter / W=Width / L=Length

2.Tail: Slight bend mark is allowed on the tail; crack or tear is not allowed.

3.Particle Spots: Flaws found coating if transparent, please follow Particle Spots specification.