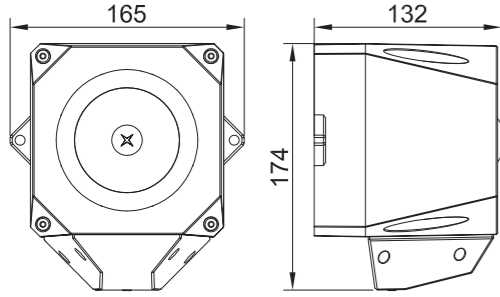


ASSERTA Midi Sounder/Beacon AS/M/SB/9-60

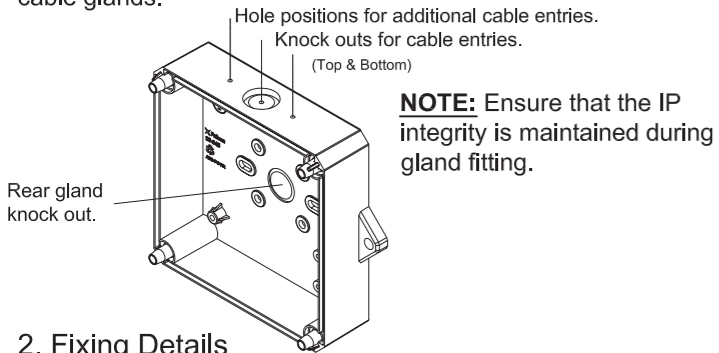
Specification	Sounder	Beacon
Operation	Continuous	Continuous
Operating Voltage Range	9Vdc-15Vdc (Non-Fire) 15Vdc-60Vdc (EN54-3)	9Vdc-15Vdc (Non-Fire) 15Vdc-60Vdc (EN54-3)
Output	See table overleaf	2.5 Joules
Current Consumption	See table overleaf	615mA@9V - 90mA@60V
Tones	32 see table overleaf	N/A
Operating Temperature	-25°C to +70°C	-25°C to +70°C
Line Monitoring Method	Polarised Input	Polarised Input
Construction	ABS /PC FR Plastic Case	ABS /PC FR Plastic Case
Ingress Protection	IP66	IP66
Termination	0.28~2.5mm ² cable	0.28~2.5mm ² cable
Environment Category	Type A/B	Type A/B
Compliance	EN54-3 Fire Alarm device-Sounder	

Dimensions



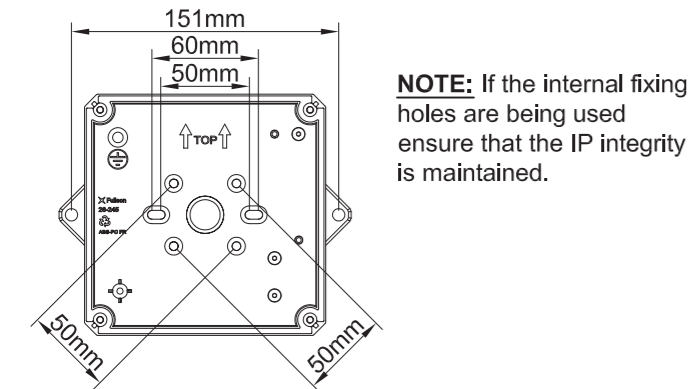
1. Installation

Knockout or drill required cable gland holes, and fix required cable glands.



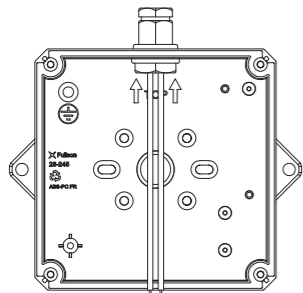
2. Fixing Details

Fix base to wall using the two external lugs, or to a suitable junction box using the positions indicated in the base.



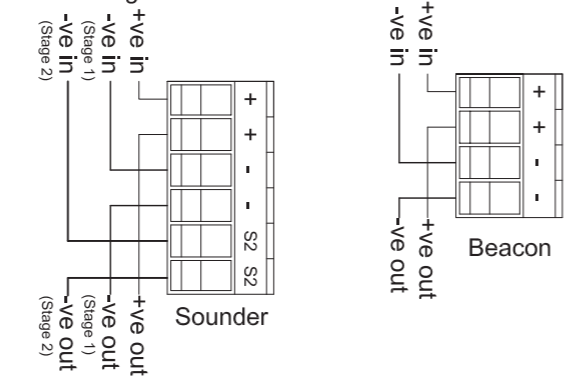
3. Cable Preparation

Cut cable to ±130mm. (use the opposite side of the base as a guide)



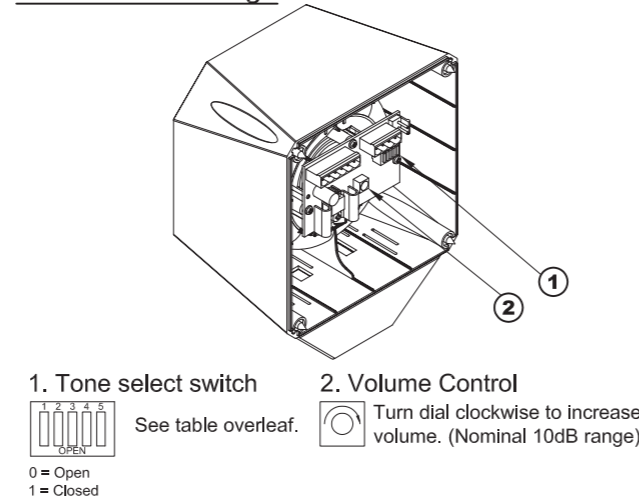
4. Connection Details

Remove the terminal blocks from the sounder PCB for cable wiring.

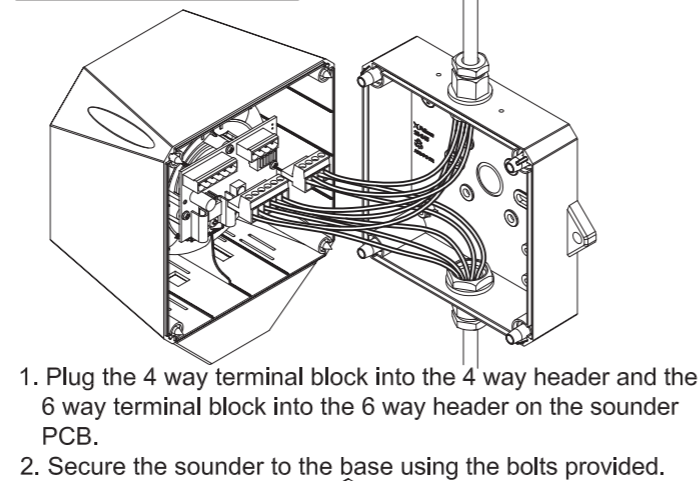


NOTE: Stage 2 tone selection is achieved by connecting the S2 input to the -ve (Stage 1) supply.

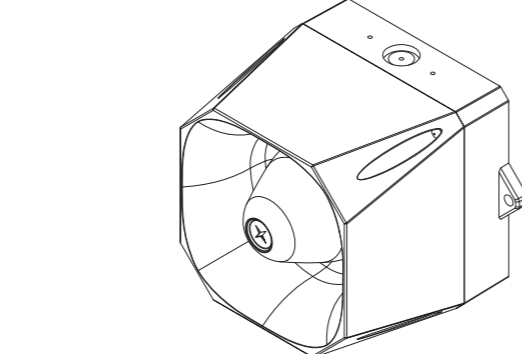
5. Sounder Settings



6. Sounder Assembly



1. Plug the 4 way terminal block into the 4 way header and the 6 way terminal block into the 6 way header on the sounder PCB.
2. Secure the sounder to the base using the bolts provided.



NOTE: Polar dispersion information available in the technical manual. (Ref:M04-005)
CE marking under CPD was affixed on: (see batch code on product)
Fulleon Ltd, Cwmbran, South Wales, UK.



Asserta Midi Sounder Tones Table

CODE	Secondary Tone	Primary Tone	TONE		Operating Current			EN54-3 60Vdc See Notes dB(A)@1m				
			Description	Frequencies	Pattern	Use	12Vdc I (mA)		24Vdc I (mA)	48Vdc I (mA)	SPL 24Vdc dB(A)@1m	
12345												
1	14	11111	Alternating	800 & 970	2Hz (250ms-250ms)	BS5839 Part 1 1988	15	32	35	108		
2	14	11110	Sweep	800 & 970	7Hz (7/s)	Fast Sweep (LF) BS5839 Part 1 1988	11	24	26	107		
3	14	11101	Sweep	800 & 970	1Hz (1/s)	Medium Sweep (LF) BS5839 Part 1 1988	11	23	27	108		104
4	14	11100	Continuous	2850	Steady		19	44	44	107		
5	4	11011	Sweep	2400 to 2850	7Hz	Fast Sweep	15	31	35	107		
6	4	11010	Sweep	2400 to 2850	1Hz		15	31	35	109		
7	14	11001	Slow Whoop	300 to 1200	3s sweep, 0.5s silence, then repeat (rep)	Slow Whoop	17	38	42	111		108
8	14	11000	Sweep	1200 to 500	1Hz	Din Tone	14	31	35	109		107
9	4	10111	Alternating	2400 & 2850	2Hz (250ms-250ms)		16	35	38	108		
10	14	10110	Intermittent	970	0.5Hz (1s On/1s Off)	Back-up Alarm (LF) BS5839 Part 1 1988	13	30	33	108		
11	14	10101	Alternating	800 & 970	1Hz (500ms-500ms)	BS5839 Part 1 1988	15	33	37	108		
12	4	10100	Intermittent	2850	0.5Hz (1s On/1s Off)	Back-up Alarm (HF)	13	29	32	107		
13	14	10011	Intermittent	970	0.8Hz (250ms On/1s Off)	BS5839 Part 1 1988	6	14	16	108		
14	14	10010	Continuous	970	Steady	BS5839 Part 1 1988	18	41	45	108		107
15	14	10001	Alternating	554 & 440	100ms-400ms	French Fire Sound	13	32	36	108		
16	16	10000	Intermittent	660	3.3Hz (150ms On/150ms Off)	Swedish Alarm Tone	8	17	21	106		
17	17	01111	Intermittent	660	0.28Hz (1.8s On/1.8s Off)	Swedish Alarm Tone	11	26	29	106		
18	18	01110	Intermittent	660	0.05Hz (6.5s On/13s Off)	Swedish Alarm Tone	13	30	32	107		
19	19	01101	Continuous	660	Steady	Swedish Alarm Tone	13	30	33	107		
20	20	01100	Alternating	554 & 440	0.5Hz (1s On/1s Off)	Swedish Alarm Tone	13	32	35	107		
21	21	01011	Intermittent	660	1Hz (500ms-500ms)	Swedish Alarm Tone	9	20	23	106		
22	14	01010	Intermittent	2850	4Hz (150ms On/100ms Off)	Pelican Crossing	12	25	28	106		
23	14	01001	Sweep	800 to 970	50Hz	Low Frequency Buzz BS5839 Part 1 1988	11	24	26	107		
24	4	01000	Sweep	2400 to 2850	50Hz	High Frequency Buzz	15	31	34	107		
25	25	00111	Intermittent	970	500ms On/500ms Off	ISO 8201 Low Frequency	11	25	29	108		
26	26	00110	Intermittent	2850	500ms On/500ms Off	ISO 8201 High Frequency	12	25	28	107		
27	27	00101	Continuous	4000	Steady		16	32	39	105		
28	10	00100	Alternating	800 & 970	2Hz (250ms-250ms)	FP1063.1-Telecom	14	32	36	108		
29	988Hz	00011	Alternating	990 & 650	2Hz (250ms-250ms)(Symphoni tones)	Symphoni Tones	11	23	26	106		105
30	510Hz	00010	Alternating	510 & 610	2Hz (250ms-250ms)(Squashni Micro tones)	Squashni Micro	14	34	37	108		105
31	31	00001	Sweep	300 to 1200	1Hz		16	41	44	109		
32	27	00000	Alternating	510 & 610	1Hz (500ms-500ms)		14	34	38	108		

Note (a): Tones approved under the Construction Products Directive for Fire Alarm Applications, are shown in the column marked EN54-3.
 Note (b): EN54-3 measurements shown reflect minimum expected SPL readings at Maximum Volume at the Loudest Point around the EN54-3 defined sounder axis.
 Note (c): All other tone measurements reflect manufacturers data based on 'on axis' measurements, and not verified by a Notified body.
 Note (d): Detailed EN54-3 polar SPL measurements are available in the Product Manual M04-005.
 Note (e): All measurements taken at 20°C operating temperature.
 Note (f): For measurements at 12V, subtract 6dB off figure at 24V
 Note (g): For measurements at 48V, add 1dB onto figure at 24V