

# ADAM-6256

## 16-ch Digital Output Modbus TCP Module

### Overview

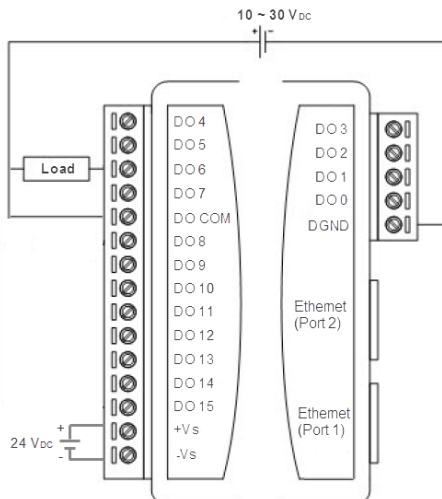
Thank you for purchasing this ADAM-6200 series module. This is a quick guide to help you deploy the ADAM-6200 series module in your application field. It will include power and application wiring. If you need a more complicated or specific installation, you could try to contact ADVANTECH for advanced technical support or suggestions.

### Input Power Requirements

The ADAM-6200 system is designed for a standard industrial unregulated 24 V<sub>DC</sub> power supply. For further applications, it can also accept +10 to +30 V<sub>DC</sub> of power input, 200mV peak to peak of power ripple, and the immediate ripple voltage should be maintained between +10 and +30 V<sub>DC</sub>.

### Application Wiring

#### Isolated Digital Output



### Notes

For more information on this and other Advantech products, please visit our websites at:

<http://www.advantech.com>

<http://www.advantech.com/eAutomation>

For technical support and service:

<http://www.advantech.com.tw/eservice>

This startup manual is for the ADAM-6256

Part No: 2003625600

1st Edition

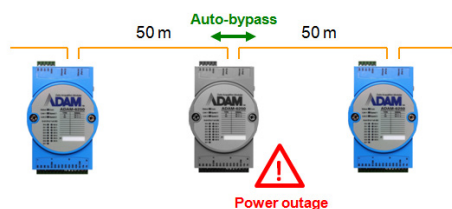
February 2013

## Daisy Chain Limitations

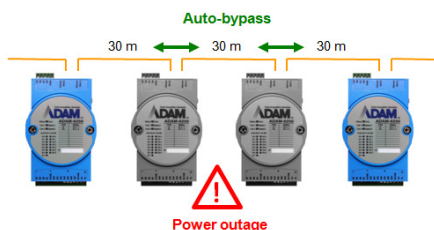
Here are the limitations of daisy chain connection with auto-bypass protection enabled.

Read the following statement carefully before installation.

In general, the maximum cabling distance of each 100BASE-TX network segment is 100 meter. Based on this limitation, the maximum total connection length in daisy chain wiring should also be 100m as if auto-bypass protection active. See the following figure as example, the distance from first to second module is 50m, so as second to third. When the power fails on second (middle) module, the auto-bypass will activate to bridge the network connection. The total distance from first to the 3rd will become 100m, that means the total network segment is close to limitation.



Furthermore, for the reason of signal transmission characteristics, the continuous auto-bypass node should be less than 2, so that the network communication in daisy chain wiring is workable.



The purpose of the auto-bypass protection is to help user minimize the damage situation of module power outage. Note that when a power outage occurs on ADAM-6200 modules, there exists around 2.5 seconds buffer time for internally switching to auto-pass circuit. That means Ethernet packets can't reach the other devices by daisy-chaining after this power-down module in around 2.5 seconds. The valid connection duration after the auto-bypass function is enabled is at most around 4 days, otherwise, the Ethernet communication will be interrupted until power is restored.