
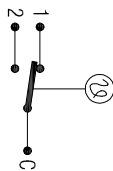
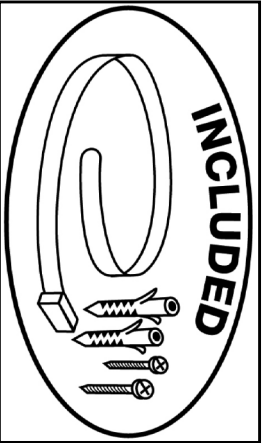


SCHEMA ELETTRICO / ELECTRIC DIAGRAM
S.P.D.T.



SIEMA DI FISSAGGIO
FIXING SYSTEM



INCLUDED

ACCESSORI / ACCESSORIES

DATI TECNICI - TECHNICAL DATA

SCALA RANGE:	0 / 4,0°C
DIFFERENZIALE / DIFFERENTIAL:	4 ± 2°C
TOLL. VALORI F.S.	± 3°C
CAPILLARE / CAPILLARY:	MM 1500 RAME NICHIELATO / NICKEL PLATED OR INOX CAPILLARY
INVOLUCRO / MANOPOLA / CASE:	LIGHT BLUE PANTONE 2995C
SERIGRAFIA / DIAL:	RED KNOB - WHITE NUMBERS
PORTATA CONTATTI / BREAKING CAPACITY:	C1 15(3)A 400 VAC C2 2,5(10,6)A 400VAC
MINIMUM CORRENT:	200 mA
INSULATION RESISTANCE:	> 100 M ohm
TEST DI VITA / LIFE OF PRODUCT:	100 000 CICLI / CYCLES
MAX °C SOPP. CORPO / MAX °C CASE	70°C
GRADO TENUTA / IP GRADE:	IP 4.0

MODIFICA

DOC RIF

DATA

APPARECCHIO
ASSIEME
PARTICOLARE
ARTH096

DESIGNATO
A. SALA
SCALA
1 : 1

DATA
SALA A.
11/11/2011



APPROVATO
SALA A.

TRATTAMENTO

NOTE

5

CODICE

ARTH096