

The NEW standard for M18 Photoelectrics.

F 18-2 – series of optical sensors





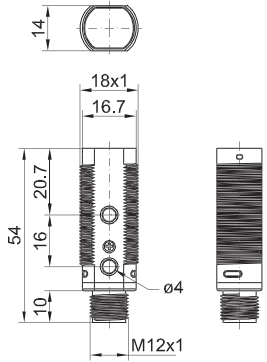
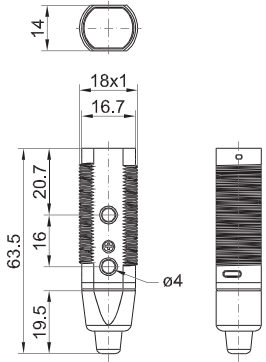
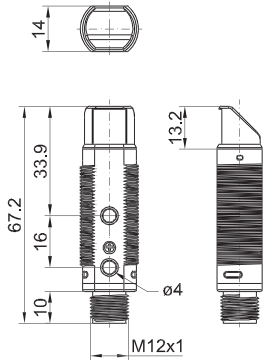
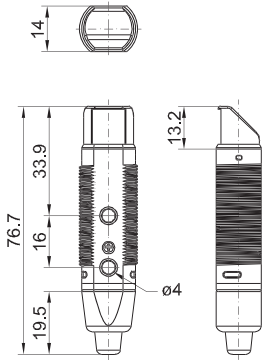
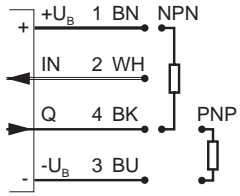
PRODUCT HIGHLIGHTS

- Economical solution for numerous applications
- Scanning distance up to 800 mm, adjustable via potentiometer
- Red light or infrared
- Straight and right angled versions
- Robust metal housing (IP 67)
- Simple adjustment via potentiometer
- 2 through holes for additional mounting possibilities

Optical data		Functions	
Scanning distance, red light	(See selection table)	LED indicator, green	Operating voltage indicator
Type of light	(See selection table)	LED indicator, yellow	Switching output indicator
		Sensitivity adjustment	Via potentiometer
		Adjustment possibilities	N.O. / N.C. via control input (IN)
		Default setting	Max. scanning distance and N.O.
Electrical data		Mechanical data	
Operating voltage, +U _B	10 ... 30V DC	Dimensions	M18 x 44 mm
No-load current, I ₀	≤ 30 mA	Enclosure rating	IP 67 ¹
Output current, I _e	≤ 100 mA	Material, housing	Metal
Protective circuits	Reverse-polarity protection U _B / short-circuit protection	Material, front screen	PMMA
Switching output, Q	PNP / NPN (See selection table)	Type of connection	(See selection table)
Output function	-U _B = N.O. / +U _B = N.C.	Operating ambient temperature	-25 ... +55 °C
Switching frequency, f (ti/tp 1:1)	≤ 1000 Hz	Weight (plug device)	23 g ² / 25 g ³
Response time	≤ 1 ms	Weight (cable device)	63 g ² / 65 g ³

¹With IP 67 plug connected ²Straight light exit variant ³Angled light exit variant

Scanning distance	Type of light	Light exit	Switching output	Type of connection	Part number	Article number
0 ... 400 mm	Red light	Straight	PNP	Metal plug, M12, 4-pin	FT 18-2 RM-PS-L4	740-21021
0 ... 400 mm	Red light	Straight	NPN	Metal plug, M12, 4-pin	FT 18-2 RM-NS-L4	740-21022
0 ... 400 mm	Red light	Straight	PNP	Cable, 2 m, 4-wire	FT 18-2 RM-PS-K4	740-21023
0 ... 400 mm	Red light	Straight	NPN	Cable, 2 m, 4-wire	FT 18-2 RM-NS-K4	740-21024
0 ... 320 mm	Red light	Angled 90°	PNP	Metal plug, M12, 4-pin	FT 18-2 RWM-PS-L4	740-21025
0 ... 320 mm	Red light	Angled 90°	NPN	Metal plug, M12, 4-pin	FT 18-2 RWM-NS-L4	740-21026
0 ... 320 mm	Red light	Angled 90°	PNP	Cable, 2 m, 4-wire	FT 18-2 RWM-PS-K4	740-21027
0 ... 320 mm	Red light	Angled 90°	NPN	Cable, 2 m, 4-wire	FT 18-2 RWM-NS-K4	740-21028
0 ... 800 mm	Infrared	Straight	PNP	Metal plug, M12, 4-pin	FT 18-2 IDM-PS-L4	740-21029
0 ... 800 mm	Infrared	Straight	NPN	Metal plug, M12, 4-pin	FT 18-2 IDM-NS-L4	740-21030
0 ... 800 mm	Infrared	Straight	PNP	Cable, 2 m, 4-wire	FT 18-2 IDM-PS-K4	740-21031
0 ... 800 mm	Infrared	Straight	NPN	Cable, 2 m, 4-wire	FT 18-2 IDM-NS-K4	740-21032

Plug connection (straight)	Cable connection (straight)
 <p>153-00985</p>	 <p>153-00984</p>
Plug connection (angled)	Cable connection (angled)
 <p>153-00987</p>	 <p>153-00986</p>
4-pin connector	
 <p>154-00312</p>	

Diffuse photoelectric proximity sensor



PRODUCT HIGHLIGHTS

- Economical solution for numerous applications
- Scanning distance up to 800 mm, adjustable via potentiometer
- Red light or infrared
- Straight and right angled versions
- Robust plastic housing (IP 67)
- Simple adjustment via potentiometer
- 2 through holes for additional mounting possibilities

Optical data		Functions	
Scanning distance	(See selection table)	LED indicator, green	Operating voltage indicator
Type of light	(See selection table)	LED indicator, yellow	Switching output indicator
		Sensitivity adjustment	Via potentiometer
		Adjustment possibilities	N.O. / N.C. via control input (IN)
		Default setting	Max. scanning distance and N.O.
Electrical data		Mechanical data	
Operating voltage, +U _B	10 ... 30V DC	Dimensions	M18 x 44 mm
No-load current, I ₀	≤ 30 mA	Enclosure rating	IP 67 ¹
Output current, I _e	≤ 100 mA	Material, housing	ABS
Protective circuits	Reverse-polarity protection U _B / short-circuit protection	Material, front screen	PMMA
Switching output, Q	PNP / NPN (See selection table)	Type of connection	(See selection table)
Output function	N.O. / N.C. / -U _B = N.O. / +U _B = N.C.	Operating ambient temperature	-25 ... +55 °C
Switching frequency, f (ti/tp 1:1)	≤ 1000 Hz	Weight (plug device)	11 g ² / 13 g ³
Response time	≤ 1 ms	Weight (cable device)	55 g ² / 57g ³

¹With IP 67 plug connected ²Straight light exit variant ³Angled light exit variant

Scanning distance	Type of light	Light exit	Switching output	Type of connection	Part number	Article number
0 ... 400 mm	Red light	Straight	PNP	Plug, M12, 4-pin	FT 18-2 R-PS-L4	740-21033
0 ... 400 mm	Red light	Straight	NPN	Plug, M12, 4-pin	FT 18-2 R-NS-L4	740-21034
0 ... 400 mm	Red light	Straight	PNP	Cable, 2 m, 4-wire	FT 18-2 R-PS-K4	740-21020
0 ... 400 mm	Red light	Straight	NPN	Cable, 2 m, 4-wire	FT 18-2 R-NS-K4	740-21035
0 ... 320 mm	Red light	Angled 90°	PNP	Plug, M12, 4-pin	FT 18-2 RW-PS-L4	740-21036
0 ... 320 mm	Red light	Angled 90°	NPN	Plug, M12, 4-pin	FT 18-2 RW-NS-L4	740-21037
0 ... 320 mm	Red light	Angled 90°	PNP	Cable, 2 m, 4-wire	FT 18-2 RW-PS-K4	740-21038
0 ... 320 mm	Red light	Angled 90°	NPN	Cable, 2 m, 4-wire	FT 18-2 RW-NS-K4	740-21039
0 ... 800 mm	Infrared	Straight	PNP	Plug, M12, 4-pin	FT 18-2 ID-PS-L4	740-21040
0 ... 800 mm	Infrared	Straight	NPN	Plug, M12, 4-pin	FT 18-2 ID-NS-L4	740-21041
0 ... 800 mm	Infrared	Straight	PNP	Cable, 2 m, 4-wire	FT 18-2 ID-PS-K4	740-21042
0 ... 800 mm	Infrared	Straight	NPN	Cable, 2 m, 4-wire	FT 18-2 ID-NS-K4	740-21043

Plug connection (straight)	Cable connection (straight)
<p>153-00985</p>	<p>153-00984</p>
Plug connection (angled)	Cable connection (angled)
<p>153-00987</p>	<p>153-00986</p>
4-pin connector	
<p>154-00312</p>	



PRODUCT HIGHLIGHTS

- Economical solution for numerous applications
- Scanning distance up to 3.0 m
- Straight and right angled versions
- Robust metal housing (IP 67)
- Polarisation filter for reliable detection of highly reflective surfaces
- Simple adjustment via potentiometer
- 2 through holes for additional mounting possibilities

Optical data		Functions	
Operating range	(See selection table) ¹	LED indicator, green	Operating voltage indicator
Type of light	(See selection table)	LED indicator, yellow	Switching output indicator
Polarising filter	Yes	Sensitivity adjustment	Via potentiometer
		Adjustment possibilities	N.O. / N.C. via control input (IN)
		Default setting	Max. scanning distance and N.O.
Electrical data		Mechanical data	
Operating voltage, +U _B	10 ... 30V DC	Dimensions	M18 x 44 mm
No-load current, I ₀	≤ 30 mA	Enclosure rating	IP 67 ²
Output current, I _e	≤ 100 mA	Material, housing	Metal
Protective circuits	Reverse-polarity protection U _B / short-circuit protection	Material, front screen	PMMA
Switching output, Q	PNP / NPN (See selection table)	Type of connection	(See selection table)
Output function	N.O. / N.C.	Operating ambient temperature	-25 ... +55 °C
Switching frequency, f (ti/tp 1:1)	≤ 1000 Hz	Weight (plug device)	34 g ³ / 36 g ⁴
Response time	≤ 1 ms	Weight (cable device)	74 g ³ / 76 g ⁴

¹ Reference material: R5 reflector ² With IP 67 plug connected ³ Straight light exit variant ⁴ Angled light exit variant

Operating range	Type of light	Light exit	Switching output	Type of connection	Part number	Article number
3.0 m	Red light	Straight	PNP	Metal plug, M12, 4-pin	FR 18-2 RM-PS-L4	741-11014
3.0 m	Red light	Straight	NPN	Metal plug, M12, 4-pin	FR 18-2 RM-NS-L4	741-11015
3.0 m	Red light	Straight	PNP	Cable, 2 m, 4-wire	FR 18-2 RM-PS-K4	741-11016
3.0 m	Red light	Straight	NPN	Cable, 2 m, 4-wire	FR 18-2 RM-NS-K4	741-11017
2.4 m	Red light	Angled 90°	PNP	Metal plug, M12, 4-pin	FR 18-2 RWM-PS-L4	741-11018
2.4 m	Red light	Angled 90°	NPN	Metal plug, M12, 4-pin	FR 18-2 RWM-NS-L4	741-11019
2.4 m	Red light	Angled 90°	PNP	Cable, 2 m, 4-wire	FR 18-2 RWM-PS-K4	741-11020
2.4 m	Red light	Angled 90°	NPN	Cable, 2 m, 4-wire	FR 18-2 RWM-NS-K4	741-11021

Scope of delivery

Reflector, 53.4 x 53.4 mm²
2 x securing nuts

Plug connection (straight)	Cable connection (straight)
<p>153-00985</p>	<p>153-00984</p>
Plug connection (angled)	Cable connection (angled)
<p>153-00987</p>	<p>153-00986</p>
4-pin connector	
<p>154-00312</p>	

Infrared photoelectric reflex sensor



PRODUCT HIGHLIGHTS

- Economical solution for numerous applications
- Scanning distance up to 3.60 m
- Straight and right angled versions
- Robust plastic housing (IP 67)
- Simple adjustment via potentiometer
- 2 through holes for additional mounting possibilities

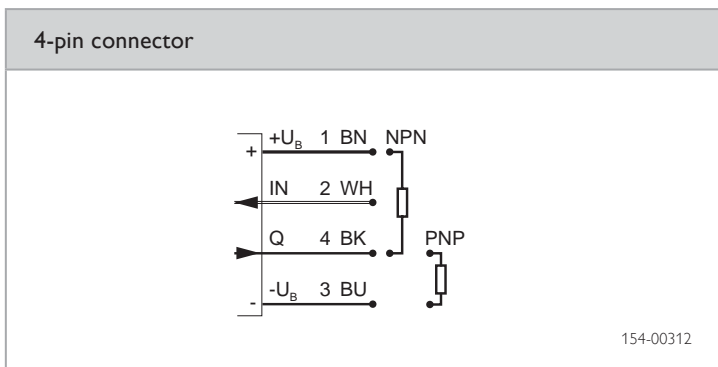
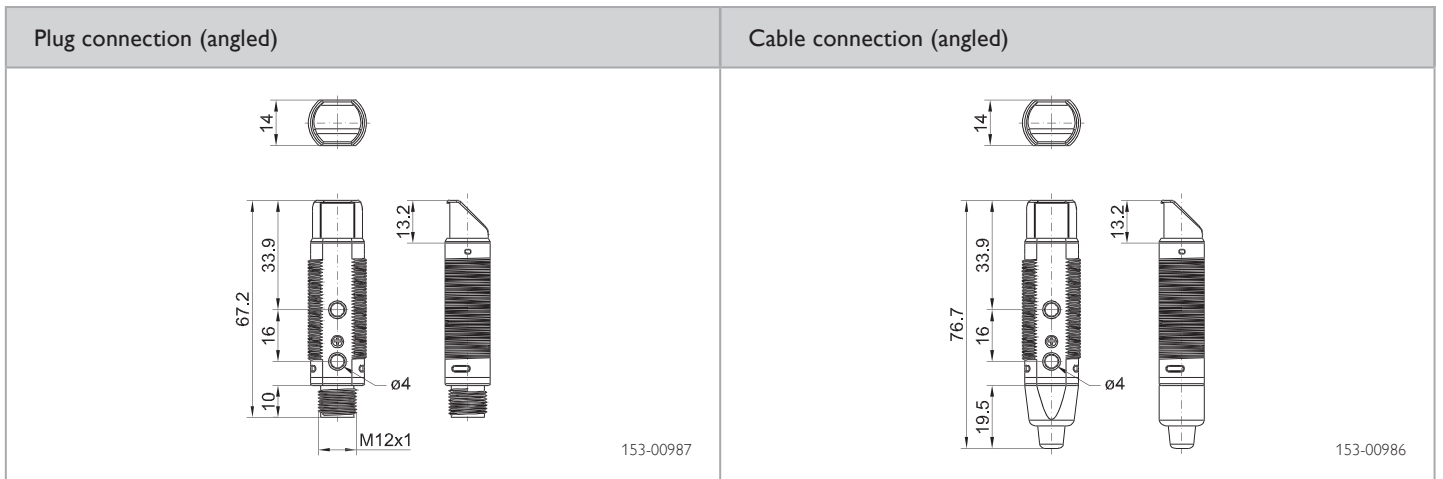
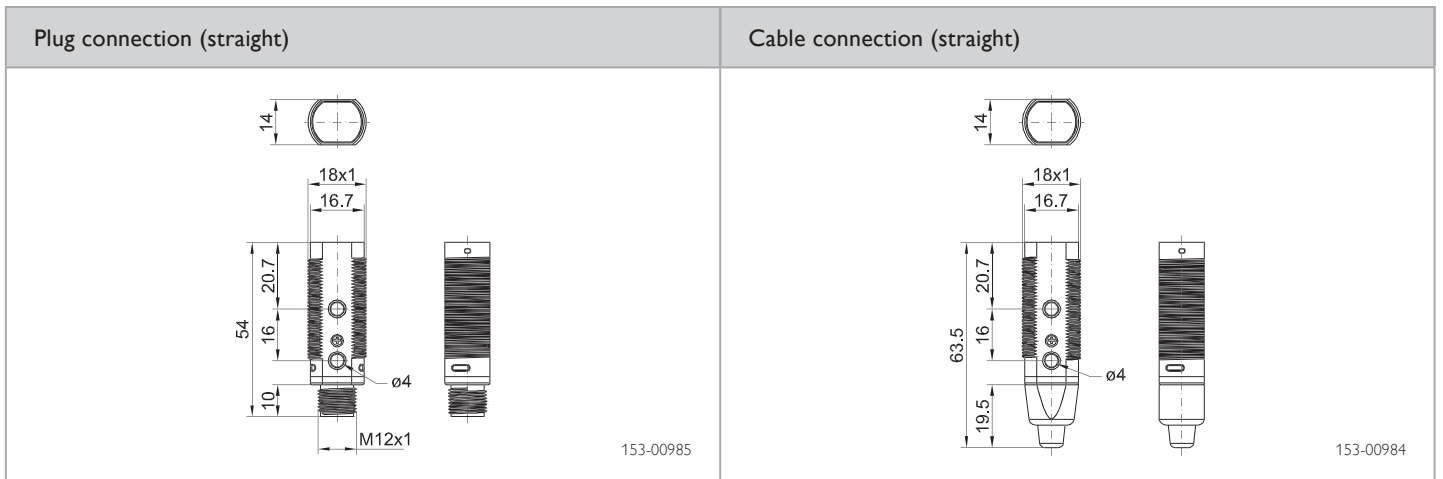
Optical data		Functions	
Operating range	(See selection table) ¹	LED indicator, yellow	Switching output indicator
Type of light	(See selection table)	Sensitivity adjustment	Via potentiometer
Polarising filter	No	Adjustment possibilities	N.O. / N.C. via control input (IN)
		Default setting	Max. scanning distance and N.O.
Electrical data		Mechanical data	
Operating voltage, +U _B	10 ... 30V DC	Dimensions	M18 x 44 mm
No-load current, I ₀	≤ 30 mA	Enclosure rating	IP 67 ²
Output current, I _e	≤ 100 mA	Material, housing	ABS
Protective circuits	Reverse-polarity protection U _B / short-circuit protection	Material, front screen	PMMA
Switching output, Q	PNP / NPN (See selection table)	Type of connection	(See selection table)
Output function	N.O. / N.C.	Operating ambient temperature	-25 ... +55 °C
Switching frequency, f (ti/tp 1:1)	≤ 1000 Hz	Weight (plug device)	11 g ³ / 13 g ⁴
Response time	≤ 1 ms	Weight (cable device)	55 g ³ / 57 g ⁴

¹ Reference material: R5 reflector ² With IP 67 plug connected ³ Straight light exit variant ⁴ Angled light exit variant

Operating range	Type of light	Light exit	Switching output	Type of connection	Part number	Article number
3.6 m	Infrared	Straight	PNP	Plug, M12, 4-pin	FR 18-2 I-PS-L4	741-11022
3.6 m	Infrared	Straight	NPN	Plug, M12, 4-pin	FR 18-2 I-NS-L4	741-11023
3.6 m	Infrared	Straight	PNP	Cable, 2 m, 4-wire	FR 18-2 I-PS-K4	741-11024
3.6 m	Infrared	Straight	NPN	Cable, 2 m, 4-wire	FR 18-2 I-NS-K4	741-11025
2.5 m	Infrared	Angled 90°	PNP	Plug, M12, 4-pin	FR 18-2 IW-PS-L4	741-11026
2.5 m	Infrared	Angled 90°	NPN	Plug, M12, 4-pin	FR 18-2 IW-NS-L4	741-11027
2.5 m	Infrared	Angled 90°	PNP	Cable, 2 m, 4-wire	FR 18-2 IW-PS-K4	741-11028
2.5 m	Infrared	Angled 90°	NPN	Cable, 2 m, 4-wire	FR 18-2 IW-NS-K4	741-11029

Scope of delivery

Reflector, 53.4 x 53.4 mm²
2 x securing nuts



Through-beam photoelectric sensor



PRODUCT HIGHLIGHTS

- Economical solution for numerous applications
- Long scanning distance up to 10 m
- Robust metal housing (IP 67)
- Simple adjustment via potentiometer
- 2 through holes for additional mounting possibilities

Optical data		Functions	
Operating range	10 m	LED indicator, green	Operating voltage indicator
Type of light	(See selection table)	LED indicator, yellow	Switching output indicator
		Sensitivity adjustment	Via potentiometer
		Adjustment possibilities	N.O. / N.C. via control input (IN)
		Default setting	Max. scanning distance and N.O.
Electrical data		Mechanical data	
Operating voltage, +U _B	10 ... 30V DC	Dimensions	M18 x 44 mm
No-load current, I ₀	≤ 30 mA	Enclosure rating	IP 67 ¹
Output current, I _e	≤ 100 mA	Material, housing	Metal
Protective circuits	Reverse-polarity protection U _B / short-circuit protection	Material, front screen	PMMA
Switching output, Q	PNP / NPN (See selection table)	Type of connection	(See selection table)
Output function	N.O. / N.C.	Operating ambient temperature	-25 ... +55 °C
Switching frequency, f (ti/tp 1:1)	≤ 400 Hz	Weight (plug device)	46 g
Response time	≤ 2.5 ms	Weight (cable device)	130 g

¹With IP 67 plug connected

Transmitter / receiver	Type of light	Light exit	Switching output	Type of connection	Part number	Article number
Transmitter / receiver	Infrared	Straight	PNP	Metal plug, M12, 4-pin	FSE 18-2 IM-PS-L4	742-51004
Transmitter / receiver	Infrared	Straight	NPN	Metal plug, M12, 4-pin	FSE 18-2 IM-NS-L4	742-51005
Transmitter / receiver	Infrared	Straight	PNP	Cable, 2 m, 4-wire	FSE 18-2 IM-PS-K4	742-51006
Transmitter / receiver	Infrared	Straight	NPN	Cable, 2 m, 4-wire	FSE 18-2 IM-NS-K4	742-51007

Scope of delivery

Transmitter & receiver
2 x securing nuts

Through-beam photoelectric sensor

Plug connection	Cable connection
4-pin connector (Transmitter)	4-pin connector (Receiver)

We look ahead.

Yesterday, today and in the future.

 **SENSOPART**



Since SensoPart was founded in 1994, we have constantly focussed on the future. Our motto has always been: We gauge ourselves not by what is possible today, but by our ideas for what can be achieved in the future. Many ground-breaking ideas from that time have since become successful products, which are now indispensable in modern automation technology – endorsed by the numerous prizes for innovation which we have received over recent years. Today, SensoPart is the technological leader in many areas of industrial sensor technology. And we still have many ideas for the future.

SENSOR TECHNOLOGY

- Light barriers
- Proximity switches
- Laser sensors
- Miniature sensors
- Distance sensors
- Colour sensors
- Contrast sensors
- Anti-collision sensors
- Slot sensors
- Fibre-optic amplifiers
- Inductive sensors
- Capacitive sensors
- Ultrasonic sensors

VISION

- Vision sensors
- Smart cameras
- Object detection
- Object measurement
- Colour detection
- Code reading
- Lighting
- Lenses

Find the suitable product for your application under www.sensopart.com

Germany
SensoPart
Industriesensorik GmbH
Nägelseestraße 16
D-79288 Gottenheim
Tel. +49 7665 94769-0
Fax +49 7665 94769-765
www.sensopart.com

France
SensoPart France SARL
11, rue Albert Einstein
Espace Mercure
F-77420 Champs – Marne la Vallée
Tél. +33 164 73 00 61
Fax +33 164 73 10 87
www.sensopart.com

Great Britain
SensoPart UK Limited
Unit 12 – 14, Studio 1
Waterside Court, Third Avenue,
Centrum 100, Burton on Trent
DE14 2WQ
Tel. +44 1283 567470
Fax +44 1283 740549
www.sensopart.com

USA
SensoPart Inc.
28400 Cedar Park Blvd
Perrysburg OH 43551,
USA
Tel. +1 866 282-7610
Fax +1 419 931-7697
www.sensopart.com